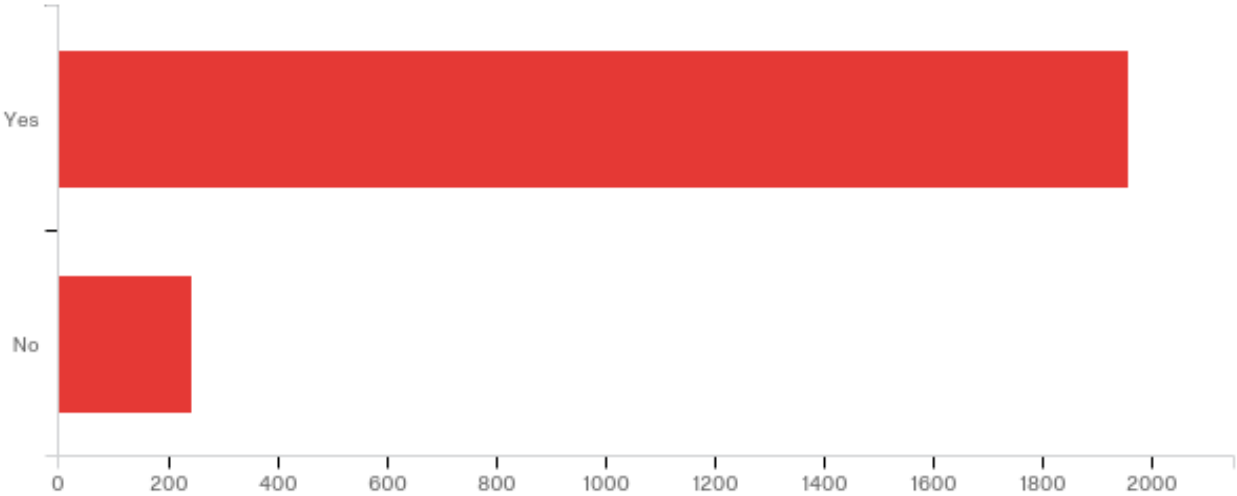


2016

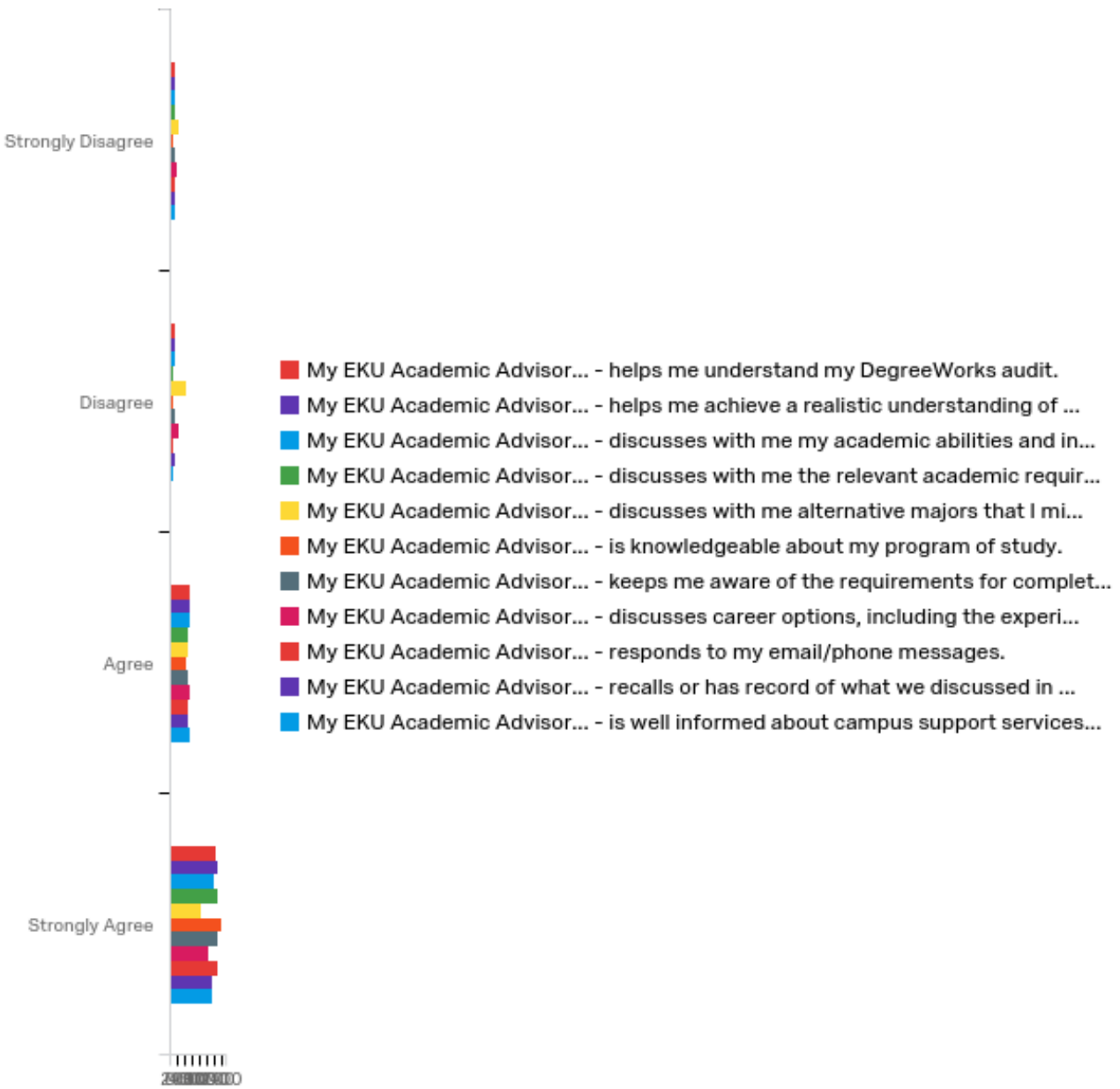
Advising Survey - 2016

Q13 - The advisor I am evaluating today is: [Field-Advisor]



Answer	%	Count
Yes	88.84%	1958
No	11.16%	246
Total	100%	2204

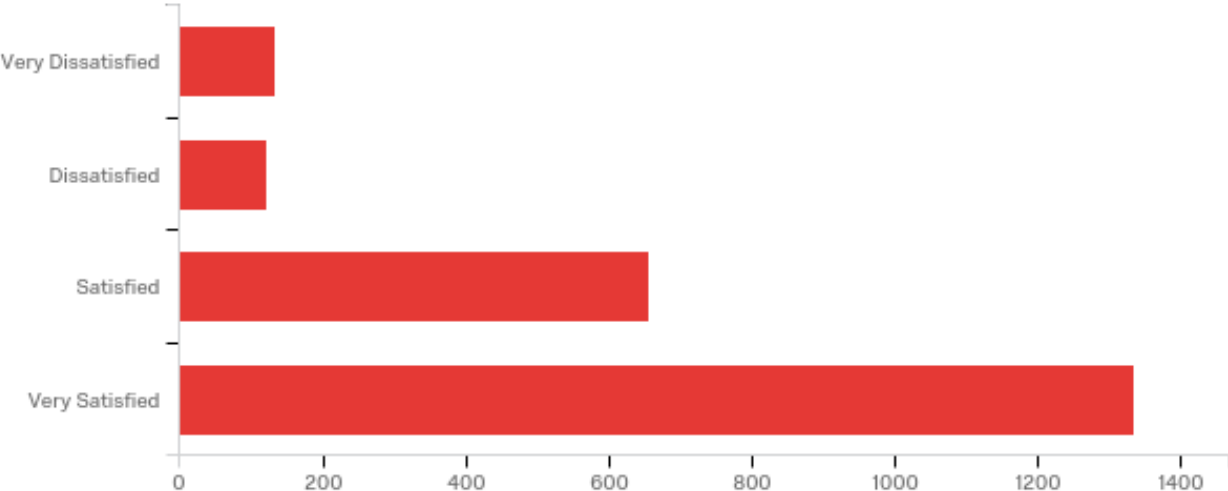
Q1 - My EKU Academic Advisor...



Q1 - My ECU Academic Advisor...

Question	Strongly Disagree		Disagree		Agree		Strongly Agree		Total
helps me understand my DegreeWorks audit.	5.56%	113	6.06%	123	27.67%	562	60.71%	1233	2031
helps me achieve a realistic understanding of the program options available to me.	5.84%	119	5.30%	108	25.90%	528	62.97%	1284	2039
discusses with me my academic abilities and interests.	5.95%	121	7.42%	151	27.38%	557	59.24%	1205	2034
discusses with me the relevant academic requirements of the major(s) I am in or considering.	5.30%	108	4.32%	88	25.10%	511	65.28%	1329	2036
discusses with me alternative majors that I might also consider.	10.99%	212	21.46%	414	24.47%	472	43.08%	831	1929
is knowledgeable about my program of study.	4.95%	99	3.60%	72	21.23%	425	70.23%	1406	2002
keeps me aware of the requirements for completing my program.	5.62%	114	5.28%	107	23.93%	485	65.17%	1321	2027
discusses career options, including the experiences and education needed to work in my field.	7.74%	154	12.61%	251	25.78%	513	53.87%	1072	1990
responds to my email/phone messages.	5.72%	113	3.49%	69	24.39%	482	66.40%	1312	1976
recalls or has record of what we discussed in our previous meetings.	6.37%	120	6.90%	130	26.53%	500	60.21%	1135	1885
is well informed about campus support services that are available to help me succeed.	5.83%	110	4.45%	84	28.07%	530	61.65%	1164	1888

Q5 - Overall, how satisfied are you with your advising experience?



Answer	%	Count
Very Dissatisfied	5.96%	134
Dissatisfied	5.38%	121
Satisfied	29.26%	658
Very Satisfied	59.40%	1336
Total	100%	2249