

## Graduate Degree Candidate Survey 2014-2015

Please rate the following:

#	Question	Very Poor	Poor	Good	Excellent	Response	Average Value
1	How would you rate the quality of graduate instruction at EKU?	1	15	330	364	710	3.49
2	How would you rate the quality of your graduate academic program?	1	28	316	361	706	3.47

**My graduate education enhanced my ability to:**

#	Question	Not at all	Very Little	Somewhat	Quite a Bit	Very Much	Response	Average Value
1	Locate information in my field quickly	2	7	102	278	322	711	4.28
2	Understand research in my field	-	11	83	265	352	711	4.35
3	Apply research in my field	-	11	96	259	343	709	4.32
4	Speak effectively in my field	4	15	83	264	345	711	4.31
5	Write effectively in my field	2	20	71	255	361	709	4.34
6	Think effectively in my field	-	8	51	241	410	710	4.48
7	Think critically in my field	1	8	47	249	403	708	4.48
8	Assume leadership roles in my field	7	19	94	268	321	709	4.24

**Please answer the following:**




#	Question	Very Easy	Easy	Challenging	Very Challenging	Response	Average Value
1	How would you describe the level of academic challenge within your graduate program?	6	52	447	205	710	3.20

#	Question	Not at All	Very Little	Somewhat	Quite a Bit	Very Much	Response	Average Value
1	To what extent has the content of your graduate training been an asset in helping you in your career/professional advancement?	12	20	108	285	284	709	4.14

**Which of the following were impediments to your progress toward degree completion? (Choose all that apply)**

#	Answer	Bar	Response	%
1	None, my progress was not impeded		477	69.23%
2	Classes were not offered		67	9.72%
3	Classes were canceled		15	2.18%
4	Lack of over-rides		10	1.45%
5	Location of course offerings		13	1.89%
6	Time of course offerings		50	7.26%
7	Poor Advising		57	8.27%
8	Lack of Graduate Assistant positions		26	3.77%
9	Lack or delay of university financial student support		25	3.63%
10	Other		73	10.60%
	Total		813	100.00%







## Where did you receive your undergraduate degree?

#	Answer	Bar	Response	%
1	EKU		309	43.46%
2	Other Kentucky University or College		161	22.64%
3	Other University or College outside of Kentucky		241	33.90%
	Total		711	100.00%

## How many on-line courses did you take?

Text Entry
0
12
The entire program was online.
12
6
1
10
All courses in the MS-CTE, Occupational Training and Design
5
I took both undergraduate online courses and all my graduate courses were online
10
4
2
12
5
10
5-6
All of them
all online-8 classes
All
none
2
5
All courses were online, 40 hours
12
1
all of them
2
none
All
2
One
12
1
5
None.
12
3





## How many hours did you transfer into your ECU graduate program?

#	Answer	Bar	Response	%
1	None		605	85.45%
2	One - Three		27	3.81%
3	Four - Six		24	3.39%
4	Seven - Nine		13	1.84%
5	Ten - Twelve		13	1.84%
6	More than Twelve		26	3.67%
	Total		708	100.00%



## Plans for immediate employment (choose all that apply):

#	Answer	Bar	Response	%
1	I will be continuing in my current position		381	53.97%
2	I plan on working at a job I recently received		71	10.06%
3	I plan on starting my own business		13	1.84%
4	I am currently seeking employment		249	35.27%
5	I have made no plans for employment but will soon do so		59	8.36%
6	I do not plan on seeking employment		17	2.41%
	Total		790	100.00%






**Location of Employment:**

#	Answer	Bar	Response	%
1	In Kentucky		355	52.21%
2	Outside of Kentucky		169	24.85%
3	Plan to seek employment in Kentucky		95	13.97%
4	Plan to seek employment outside of Kentucky		61	8.97%
	Total		680	100.00%

**Plans for additional graduate education (check all that apply):**

#	Answer	Bar	Response	%
1	I have no plans for additional graduate work		438	62.04%
2	I plan on completing additional graduate work at ECU		100	14.16%
3	I plan on completing additional graduate work at another university or college in Kentucky		41	5.81%
4	I plan on completing additional graduate work outside of Kentucky		23	3.26%
5	I plan to pursue a Ph.D. program at a university or college in Kentucky		92	13.03%
6	I plan to pursue a Ph.D. program at a university or college outside of Kentucky		75	10.62%
7	I plan to attend professional school (law, medical, veterinarian) in Kentucky		8	1.13%
8	I plan to attend professional school (law, medical, veterinarian) outside of Kentucky		6	0.85%
	Total		783	100.00%

**In an average semester, how often were you in contact with the Graduate School?**

#	Answer	Bar	Response	%
1	Never		172	24.33%
2	One a semester		296	41.87%
3	Twice a semester		116	16.41%
4	Once a month		53	7.50%
5	More than once a month		70	9.90%
	Total		707	100.00%

**Please rate your satisfaction of the following:**

#	Question	Very Unsatisfied	Unsatisfied	Satisfied	Very Satisfied	Response	Average Value
1	Graduate School in regards to the admission process	6	14	382	308	710	3.40
2	Graduate School in regards to the graduation process	10	39	417	238	704	3.25

**Do you agree with the following?**

#	Question	Unknown	Strongly Disagree	Disagree	Agree	Strongly Agree	Response	Average Value
1	The Graduate School provided accurate information to my inquires.	61	5	22	375	245	708	3.16
2	The Graduate School was timely in responding to my inquiries.	60	8	23	361	255	707	3.18
3	The Graduate School staff was courteous.	59	1	9	333	305	707	3.25

**Do you agree with the following?**

#	Question	Unknown	Strongly Disagree	Disagree	Agree	Strongly Agree	Response	Average Value
1	The Graduate School website was easy to navigate.	30	16	53	429	183	711	5.59
2	The Graduate School website provided information for which I was seeking.	36	11	33	434	194	708	5.63

**Please provide comments regarding the Graduate School website.**

Text Entry
none
N/A
Easy to move around in
The graduate catalogs should be uploaded the spring before the fall semester they represent. It is August 2014 and the 2014-15 Graduate catalog is not available.
Could be hard to find things that I needed
survey was tough to find. It said it was in EKU Direct now.
When course catalogs and requirements for graduation should be listed on the SSEM graduate school webpage. Not buried deep in the site. Put it up front.
Needs a listing of which courses need to be taken for ON-CAMPUS classes for degrees and certificates... too much online info, not enough on-campus info.
good
None
The program curriculum was "buried" in links and tabs. There was no fluidity to the choices I made vs the ones I was led to.
It was difficult to find information about thesis samples and submission dates, the paragraph and letter layout was hard to read and understand aesthetically.
Compared to other schools sites that I used in the application of PhD programs it was very user friendly.
none
N/A
N/A
Helpful
Make forms for getting funding, especially travel forms, easier to find
None
Excellent information.
Some links are unavailable, but overall, the website provides adequate information.
Rarely used
easy to use
Has a clear view for the international students and was very helpful
great
No Problems
Blackboard is good. Other parts not as good.
Sometimes tough to find the information I was looking for.
The website was easy to figure out and navigate.
NA
Organized and structured
Easy to use
Easy to use
Easy to navigate, I didn't have any issues
Nikki Kowalski was my Graduate School contact - always friendly and helpful, especially when my father passed away and my mother had a massive coronary.
None

Please rate your level of agreement with the following statements:

#	Question	Strongly Disagree	Disagree	Agree	Strongly Agree	Response	Average Value
1	Academic program advising was easily accessible.	11	43	386	263	703	3.28
2	The information I received in the advising process was accurate.	10	42	369	280	701	3.31
3	The advising process in my program worked well.	15	56	350	279	700	3.28

Please provide comments regarding the advising process.

Text Entry
N/A
none
Dr. Turner was easily accessible and provided necessary feedback during advising.
NA
After finding out about Degree Works, my advisor and I had a very easy time creating a academic plan for my work. I was always able to get my questions answered timely
Need a consistent and designated advisor who knows what is going on and can successfully advise students.
Dr. Stephen Fardo was a wonderful advising resource.
I had trouble trying to register for my comp exam. Some how I was registered but wasn't able to tell. Staff assisted me and actually told me I was registered.
good
None
My professor did not advise me as to which classes I should take or which ones I should not take at any time during the years.
My advisor was considered the "program" advisor and she was very nice and easy to work with, but she had quite a few students and was sometimes hard to reach.
It was often difficult to be sure I was receiving accurate information regarding my courses and I often walked away feeling wary and uneasy that my advisor knew what they were talking about.
Every faculty member provided a great deal of help if ever needed.
N/A
none
N/A
Had a very difficult time getting feedback from advisors/professors. Thank goodness for Dr. Ralph Turner, wouldn't have made it without him; and he seems to care.
I never met with my academic adviser. Luckily my professors and Sue Marz were very helpful.
Easy. Grateful that I could complete the process quickly without unnecessary conversations or meetings.
None
My adviser was always available for questions or concerns
Dr. Beaty went above and beyond helping with all issues and questions throughout my entire graduate career.
Some arrangements could have been made to my course schedule to accommodate me better, but I am satisfied.
very helpful
Advising was helpful
I loved the way the Counseling program handles advising
My advisor changed multiple times over the course of my programs
Direct and Accurate
Stop the revolving door of advisors.
All staff that I reached out to was helpful and knowledgable in advising me.
The hardest problem I had was contacting my advisor. Everything was done through e-mail correspondence due to my advisor being off campus during the Fall 2014 semester





**Please rate your level of satisfaction with the following:**

#	Question	Unknown	Very Unsatisfied	Unsatisfied	Satisfied	Very Satisfied	Response	Average Value
1	On-line registration	4	6	15	378	309	712	5.39
2	Course availability on main (Richmond) Campus	200	6	26	257	211	700	4.39
3	Course availability at extended campus locations	452	8	12	119	104	695	3.19
4	Availability of on-line courses	99	12	41	296	259	707	4.86
5	Campus security/safety	225	11	18	238	204	696	4.30
6	Availability of books at the EKU bookstore	202	21	46	288	147	704	4.28
7	Services at the EKU Bookstore	226	22	45	266	144	703	4.17
8	Resources held by EKU Libraries	94	7	12	319	272	704	4.97
9	Services at EKU Libraries	105	3	3	313	278	702	4.95


**Anticipated graduation date?**

#	Answer	Bar	Response	%
1	Fall 2013-Spring 2014-Summer 2014		0	0.00%
2	Fall 2014-Spring 2015-Summer 2015		712	100.00%
3	Fall 2015-Spring 2016-Summer 2016		0	0.00%
4	Fall 2016-Spring 2017-Summer 2017		0	0.00%
	Total		712	100.00%


**Are you attending commencement?**

#	Answer	Bar	Response	%
1	Yes		407	57.73%
2	No		298	42.27%
	Total		705	100.00%

**Are you interested in a separate commencement for graduate students?**

#	Answer	Bar	Response	%
1	Yes		377	53.32%
2	No		330	46.68%
	Total		707	100.00%




**After graduation do you plan to reside in Kentucky?**

#	Answer	Bar	Response	%
1	Yes		456	64.68%
2	No		249	35.32%
	Total		705	100.00%



**If you plan to reside in Kentucky after graduation will you reside in one of ECU's Service Region Counties? (ECU's Service Region Counties include: Bell, Boyle, Casey, Clay, Estill, Garrard, Harlan, Jackson, Knox, Laurel, Lee, Leslie, Lincoln, Madison, McCreary, Owsley, Perry, Powell, Pulaski, Rockcastle, Wayne, and Whitley)**

#	Answer	Bar	Response	%
1	Yes		215	46.14%
2	No		251	53.86%
	Total		466	100.00%






## Residence while an EKU Graduate Student?

#	Answer	Bar	Response	%
1	Kentucky Resident, U.S. Citizen		492	69.30%
2	Non-Kentucky Resident, U.S. Citizen		190	26.76%
3	International, not a U.S. Citizen		28	3.94%
	Total		710	100.00%

## Student Status (for the majority of your graduate education):

#	Answer	Bar	Response	%
1	Full-Time (9 or more hours per semester)		368	51.83%
2	Part-Time (8 or less hours per semester)		342	48.17%
	Total		710	100.00%

## In what academic college is your graduate program?

#	Answer	Bar	Response	%
1	Arts & Sciences		129	18.12%
2	Business & Technology		31	4.35%
3	Education		233	32.72%
4	Health Sciences		107	15.03%
5	Justice & Safety		212	29.78%
	Total		712	100.00%