

# Graduating Senior Survey 2014-2015

## Quality of Instruction

#	Question	Poor	Fair	Good	Excellent	Response	Average Value
1	How would you rate the overall quality of instruction at EKU?	15	118	835	447	1415	3.21
2	How would you rate the quality of instruction in your major?	37	94	460	820	1411	3.46
3	How would you rate the quality of instruction in general education courses?	48	307	736	315	1406	2.94





## Preparation & Rigor

#	Question	Strongly Disagree	Disagree	Neither Agree nor Disagree	Agree	Strongly Agree	Response	Average Value
1	I am prepared for a career in my major.	16	48	131	752	465	1412	4.13
2	The academic rigor of my major courses was challenging.	10	32	132	717	517	1408	4.21
3	I have acquired a broad general education.	6	39	178	762	421	1406	4.10
4	The academic rigor of my general education courses was challenging.	30	101	315	684	276	1406	3.76








**My EKV experience has increased my:**

#	Question	Not Applicable	Not at all	Some	Quite a Bit	Very Much	Response	Average Value
1	Ability to write more clearly and effectively	9	34	258	611	501	1413	4.10
2	Ability to speak more clearly and effectively	13	46	257	590	502	1408	4.08
3	Ability to think creatively	7	51	266	572	507	1403	4.08
4	Ability to think critically	5	29	211	597	564	1406	4.20
5	Understanding of the value of the arts and humanities in a well-rounded life	24	105	389	531	360	1409	3.78
6	Understanding of people of other racial and ethnic backgrounds	36	83	325	549	418	1411	3.87
7	Understanding of diverse perspectives and differing views	13	63	302	580	451	1409	3.99
8	Knowledge of the theories and concepts of the social sciences	24	59	317	595	415	1410	3.93
9	Ability to apply theories or concepts of the social sciences to practical problems	22	74	305	592	413	1406	3.92
10	Knowledge of the theories and concepts of the natural sciences	31	62	363	572	379	1407	3.86
11	Ability to apply theories or concepts of the natural sciences to practical problems	31	59	370	571	374	1405	3.85
12	Ability to use computer technology effectively	18	71	288	596	434	1407	3.96
13	Knowledge of wellness/exercise/health	38	113	337	558	359	1405	3.77


**I would recommend EKU to another student.**

#	Answer	Bar	Response	%
1	Strongly Disagree		108	7.66%
2	Disagree		59	4.18%
3	Agree		552	39.15%
4	Strongly Agree		691	49.01%
	Total		1410	100.00%





**Primary Plan following receiving EKU Bachelor Degree:**

#	Answer	Bar	Response	%
1	Employment		892	62.77%
2	Graduate Study		425	29.91%
3	Additional Undergraduate Study		18	1.27%
4	Starting or Raising a Family		14	0.99%
5	Volunteer Service		7	0.49%
6	Military		26	1.83%
7	Other		39	2.74%
	Total		1421	100.00%





## Plans for Employment following graduation:

#	Answer	Bar	Response	%
1	I will be continuing in my current position		316	22.24%
2	I plan on working at a job I recently received		129	9.08%
3	I plan on starting my own business		29	2.04%
4	I am currently seeking employment		547	38.49%
5	I have made no plans for employment but will soon do so		114	8.02%
6	I plan to wait until after graduation to look for a job		201	14.14%
7	I do not plan on employment immediately after graduation		85	5.98%
	Total		1421	100.00%







## If you know your employment plans, to what extent is your position and college major related?

#	Answer	Bar	Response	%
1	Very Little		63	5.52%
2	Some		168	14.72%
3	Quite a Bit		197	17.27%
4	Very Much		713	62.49%
	Total		1141	100.00%







## Are you satisfied with your career choice?

#	Answer	Bar	Response	%
1	Very Dissatisfied		28	2.15%
2	Dissatisfied		35	2.69%
3	Satisfied		486	37.30%
4	Very Satisfied		754	57.87%
	Total		1303	100.00%


## Plans for Graduate Work or Professional School:

#	Answer	Bar	Response	%
1	I plan on doing graduate work part-time within a year at ECU		118	8.35%
2	I plan on doing graduate work or professional school part-time at another institution		121	8.56%
3	I plan on doing graduate work full-time within a year at ECU		158	11.17%
4	I plan on doing graduate work or professional school full-time at another institution		188	13.30%
5	I plan on doing graduate work or professional school some time in the future		429	30.34%
6	I have no plans for graduate school or professional school		400	28.29%
	Total		1414	100.00%




## What is your highest lifetime degree goal?

#	Answer	Bar	Response	%
1	Associate/other 2-year degree		6	0.42%
2	Bachelor's/other 4-year degree		355	24.91%
3	Master's/other 5-year degree		687	48.21%
4	Specialists/other 6-year degree		77	5.40%
5	Doctorate (Ph.D., Ed.D., etc.)		228	16.00%
6	Professional (MD, JD, etc.)		72	5.05%
	Total		1425	100.00%



## What is your anticipated graduation date?

#	Answer	Bar	Response	%
1	Fall 2012 - Spring 2013 - Summer 2013		0	0.00%
2	Fall 2013 - Spring 2014 - Summer 2014		0	0.00%
3	Fall 2012 - Spring 2013 - Summer 2013		0	0.00%
4	Fall 2014 - Spring 2015 - Summer 2015		1427	100.00%
5	Fall 2015 - Spring 2016 - Summer 2016		0	0.00%
6	Fall 2016 - Spring 2017 - Summer 2017		0	0.00%
	Total		1427	100.00%






## For what degrees are you currently applying?

#	Answer	Bar	Response	%
1	Associate		21	1.50%
2	Baccalaureate		1338	95.44%
3	Both		43	3.07%
	Total		1402	100.00%

**Are you the first member of your immediate family to earn a college degree?**






#	Answer	Bar	Response	%
1	Yes		464	32.84%
2	No		949	67.16%
	Total		1413	100.00%

**As an EKU alumnus, when do you plan to contribute financially to the university?**

#	Answer	Bar	Response	%
1	Immediately		47	3.32%
2	In 1 - 2 years		69	4.88%
3	In 3 - 5 years		104	7.36%
4	In 5 - 10 years		113	7.99%
5	Unsure		1081	76.45%
	Total		1414	100.00%









### In which Academic College is your major?

#	Answer	Bar	Response	%
1	College of Arts & Sciences		449	31.60%
2	College of Business & Technology		270	19.00%
3	College of Education		119	8.37%
4	College of Health Sciences		257	18.09%
5	College of Justice & Safety		326	22.94%
	Total		1421	100.00%






## In which department is your major?

#	Answer	Bar	Response	%
1	Anthropology, Sociology, and Social Work		50	12.35%
2	Art and Design		28	6.91%
3	Biological Sciences		64	15.80%
4	Chemistry		25	6.17%
5	Computer Science		12	2.96%
6	Economics		8	1.98%
7	English		18	4.44%
8	Foreign Languages and Humanities		13	3.21%
9	Geography and Geology		6	1.48%
10	Government		27	6.67%
11	History		32	7.90%
12	Mathematics and Statistics		14	3.46%
13	Music		19	4.69%
14	Philosophy and Religion		5	1.23%
15	Physics and Astronomy		2	0.49%
16	Psychology		82	20.25%
	Total		405	100.00%










**In which department is your major?**

#	Answer	Bar	Response	%
1	Aviation		20	7.66%
2	Accounting, Finance, and Information Systems		55	21.07%
3	Agriculture		13	4.98%
4	Applied Engineering and Technology		33	12.64%
5	Communication		66	25.29%
6	Management, Marketing, and International Business		74	28.35%
	Total		261	100.00%





**In which department is your major?**

#	Answer	Bar	Response	%
1	American Sign Language and Interpreter Education		1	0.93%
2	Counseling		1	0.93%
3	Curriculum and Instruction		62	57.41%
4	Special Education		35	32.41%
5	Educational Leadership		9	8.33%
	Total		108	100.00%

## In which department is your major?

#	Answer	Bar	Response	%
1	Associate Degree Nursing		0	0.00%
2	Baccalaureate and Graduate Nursing		70	29.54%
3	Environmental Health Sciences		27	11.39%
4	Exercise and Sport Science		33	13.92%
5	Family and Consumer Sciences		21	8.86%
6	Health Promotion and Administration		20	8.44%
7	Health Services Administration		16	6.75%
8	Medical Laboratory Science		5	2.11%
9	Occupational Therapy		20	8.44%
10	Recreation and Park Administration		25	10.55%
	Total		237	100.00%

## In which department is your major?

#	Answer	Bar	Response	%
1	Criminal Justice and Police Studies		157	48.91%
2	Emergency Medical Care		15	4.67%
3	Program of Distinction		12	3.74%
4	Safety, Security and Emergency Management		137	42.68%
	Total		321	100.00%