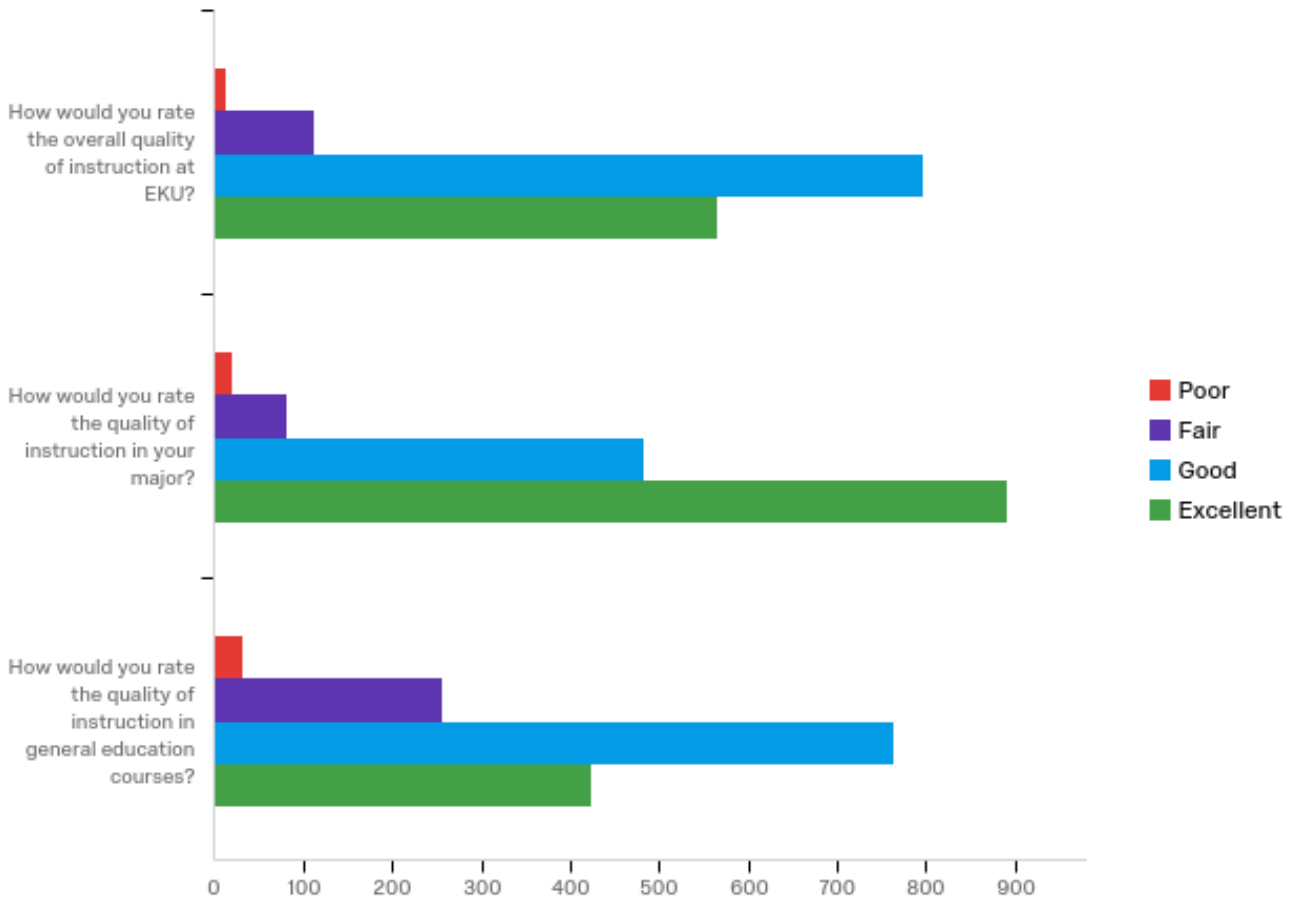
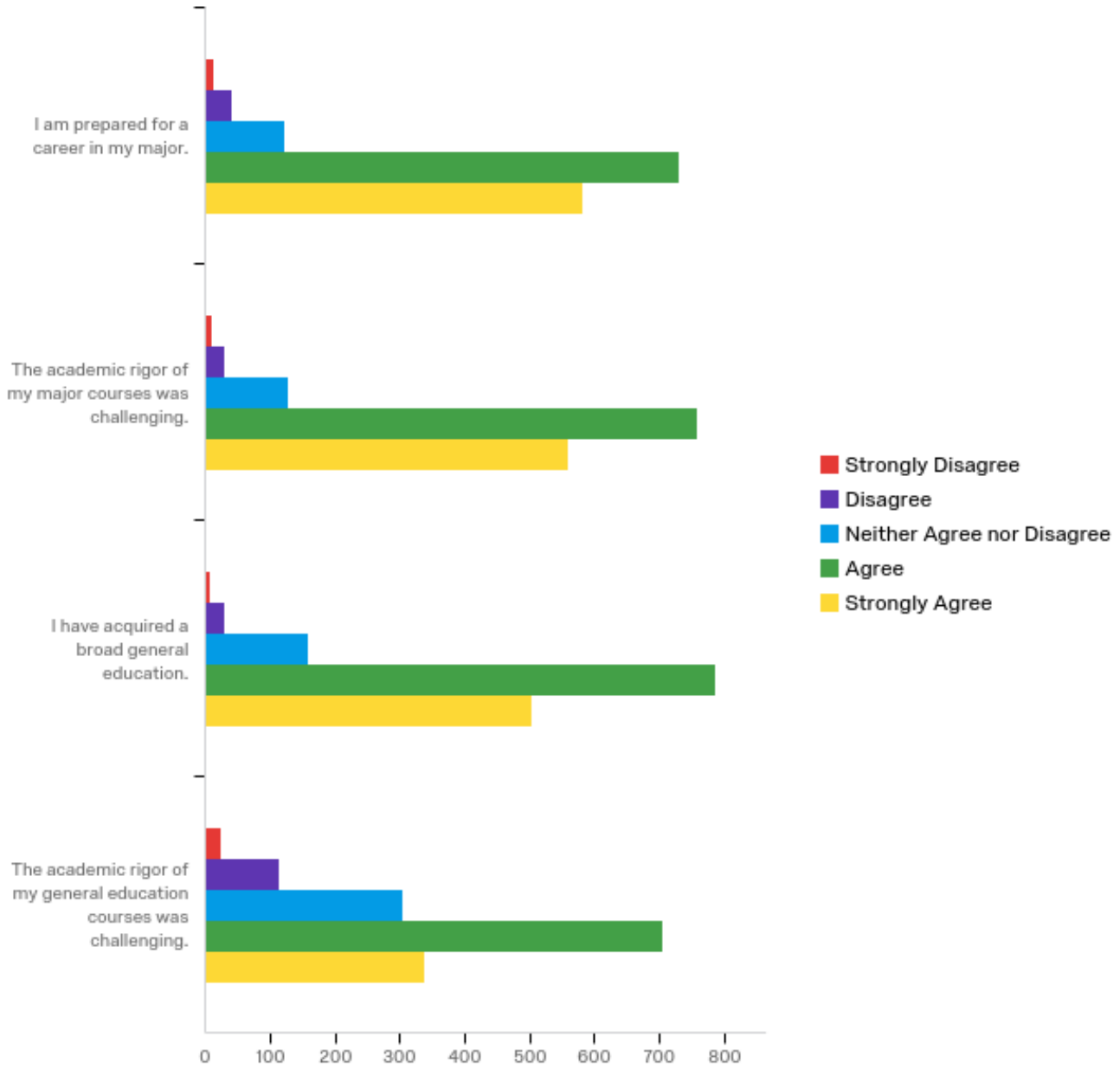


### Quality of Instruction



#	Question	Poor	Fair	Good	Excellent	Total
1	How would you rate the overall quality of instruction at EKU?	0.87% 13	7.46% 111	53.67% 798	38.00% 565	1487
2	How would you rate the quality of instruction in your major?	1.42% 21	5.55% 82	32.68% 483	60.35% 892	1478
3	How would you rate the quality of instruction in general education courses?	2.23% 33	17.39% 257	51.62% 763	28.76% 425	1478

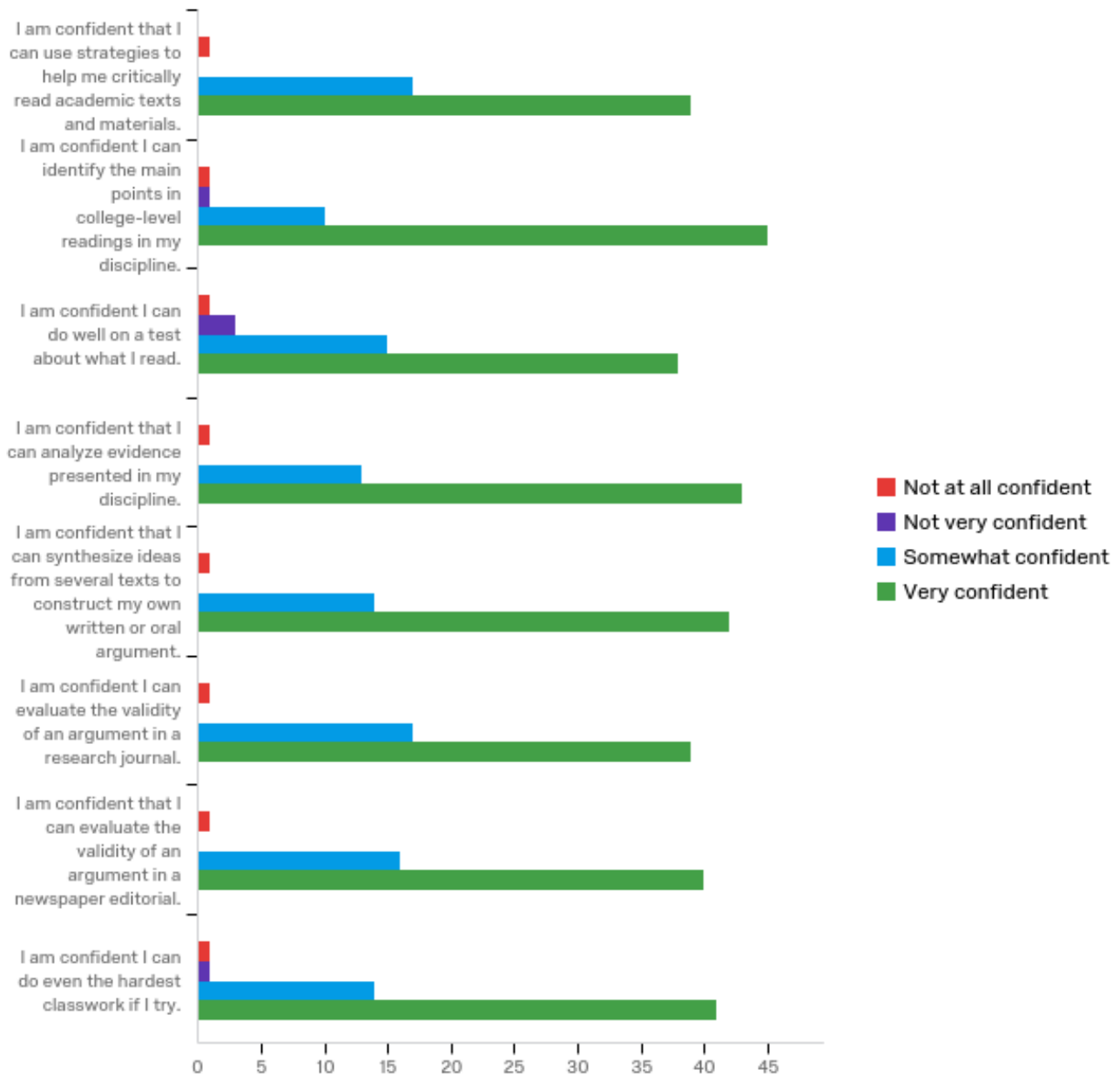
## Preparation & Rigor



#	Question	Strongly Disagree	Disagree	Neither Agree nor Disagree	Agree	Strongly Agree	Total
1	I am prepared for a career in my major.	0.81%	2.76%	8.13%	49.19%	39.11%	1488
2	The academic rigor of my major courses was challenging.	0.61%	1.95%	8.55%	51.11%	37.78%	1485
3	I have acquired a	0.54%	1.95%	10.64%	53.00%	33.87%	1485

	broad general education.											
4	The academic rigor of my general education courses was challenging.	1.62%	24	7.62%	113	20.43%	303	47.54%	705	22.79%	338	1483

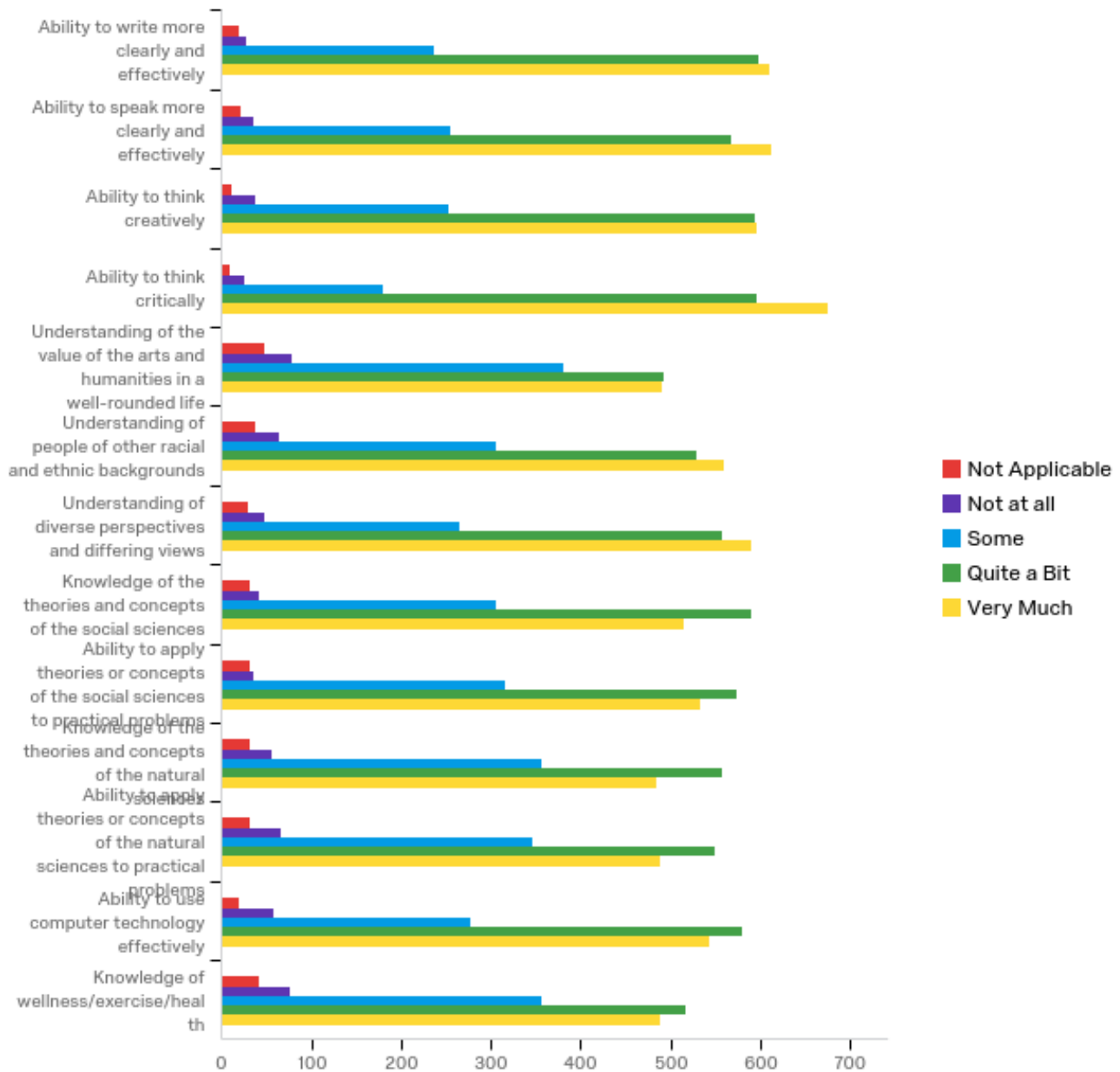
**Please rate your confidence in the following:**



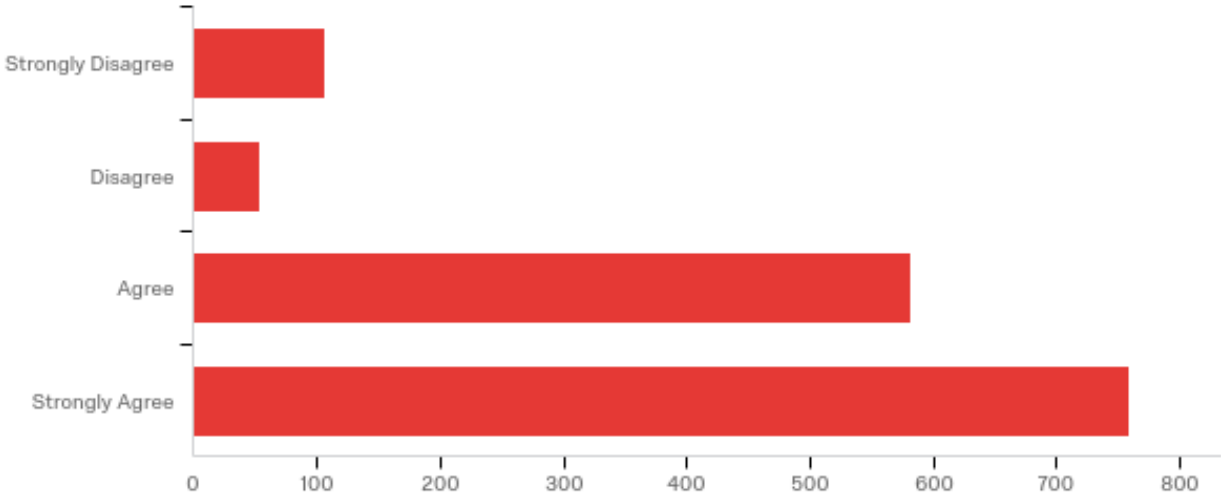
#	Question	Not at all confident		Not very confident		Somewhat confident		Very confident	
1	I am confident that I can use strategies to help me critically read academic texts and materials.	12.50%	1	0.00%	0	14.66%	17	11.93%	39
5	I am confident that I can synthesize ideas from several texts to construct my own written or oral argument.	12.50%	1	0.00%	0	12.07%	14	12.84%	42
7	I am confident that I can evaluate the validity of an argument in a newspaper editorial.	12.50%	1	0.00%	0	13.79%	16	12.23%	40
4	I am confident that I can analyze evidence presented in my discipline.	12.50%	1	0.00%	0	11.21%	13	13.15%	43
2	I am confident I can identify the main points in college-level readings in my discipline.	12.50%	1	20.00%	1	8.62%	10	13.76%	45
6	I am confident I can evaluate the validity of an argument in a research journal.	12.50%	1	0.00%	0	14.66%	17	11.93%	39
3	I am confident I can do well on a test about what I read.	12.50%	1	60.00%	3	12.93%	15	11.62%	38
8	I am confident I can do even the hardest classwork if I try.	12.50%	1	20.00%	1	12.07%	14	12.54%	41
	Total	Total	8	Total	5	Total	116	Total	327

## My EKU experience has increased my:

#	Question	Not Applicable		Not at all		Some		Quite a Bit		Very Much		Total
1	Ability to write more clearly and effectively	1.28%	19	1.81%	27	15.84%	236	40.07%	597	41.01%	611	1490
2	Ability to speak more clearly and effectively	1.41%	21	2.35%	35	17.05%	254	38.05%	567	41.14%	613	1490
3	Ability to think creatively	0.81%	12	2.48%	37	16.98%	253	39.80%	593	39.93%	595	1490
4	Ability to think critically	0.61%	9	1.68%	25	12.12%	180	40.13%	596	45.45%	675	1485
5	Understanding of the value of the arts and humanities in a well-rounded life	3.23%	48	5.24%	78	25.54%	380	33.06%	492	32.93%	490	1488
6	Understanding of people of other racial and ethnic backgrounds	2.48%	37	4.29%	64	20.43%	305	35.37%	528	37.44%	559	1493
7	Understanding of diverse perspectives and differing views	1.95%	29	3.22%	48	17.79%	265	37.45%	558	39.60%	590	1490
8	Knowledge of the theories and concepts of the social sciences	2.15%	32	2.83%	42	20.61%	306	39.73%	590	34.68%	515	1485
9	Ability to apply theories or concepts of the social sciences to practical problems	2.08%	31	2.35%	35	21.16%	315	38.55%	574	35.86%	534	1489
10	Knowledge of the theories and concepts of the natural sciences	2.15%	32	3.77%	56	23.96%	356	37.48%	557	32.64%	485	1486
11	Ability to apply theories or concepts of the natural sciences to practical problems	2.16%	32	4.45%	66	23.33%	346	37.09%	550	32.97%	489	1483
12	Ability to use computer technology effectively	1.35%	20	3.85%	57	18.80%	278	39.22%	580	36.78%	544	1479
13	Knowledge of wellness/exercise/health	2.77%	41	5.21%	77	24.07%	356	34.89%	516	33.06%	489	1479

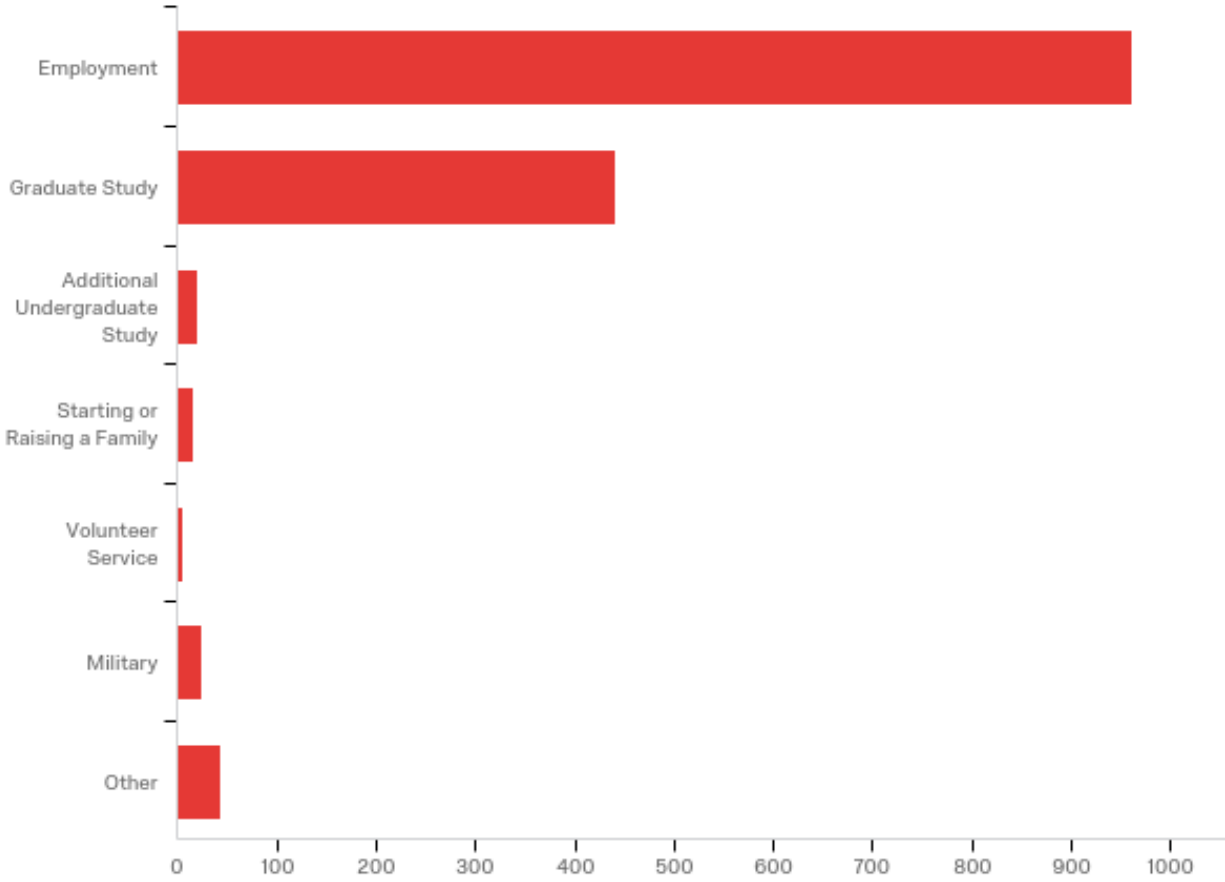


**Q5 - I would recommend EKU to another student.**



#	Answer	%	Count
1	Strongly Disagree	7.12%	107
2	Disagree	3.60%	54
3	Agree	38.75%	582
4	Strongly Agree	50.53%	759
	Total	100%	1502

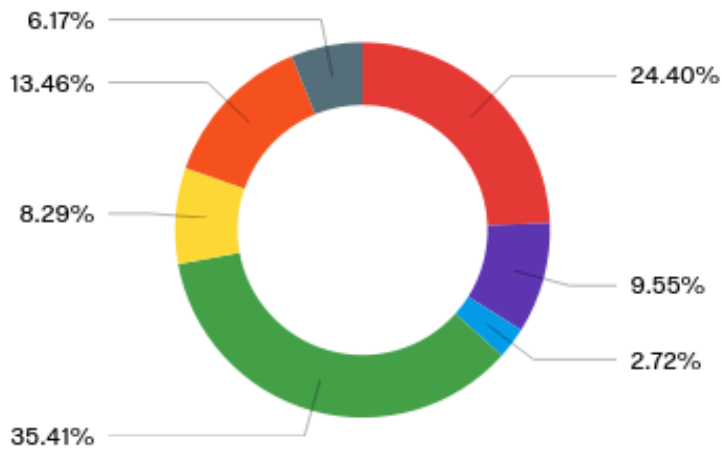
**Q7 - Primary Plan following receiving ECU Bachelor Degree:**



#	Answer	%	Count
1	Employment	63.62%	962
2	Graduate Study	29.23%	442
3	Additional Undergraduate Study	1.32%	20
4	Starting or Raising a Family	0.99%	15
5	Volunteer Service	0.33%	5
6	Military	1.65%	25
7	Other	2.84%	43
	Total	100%	1512



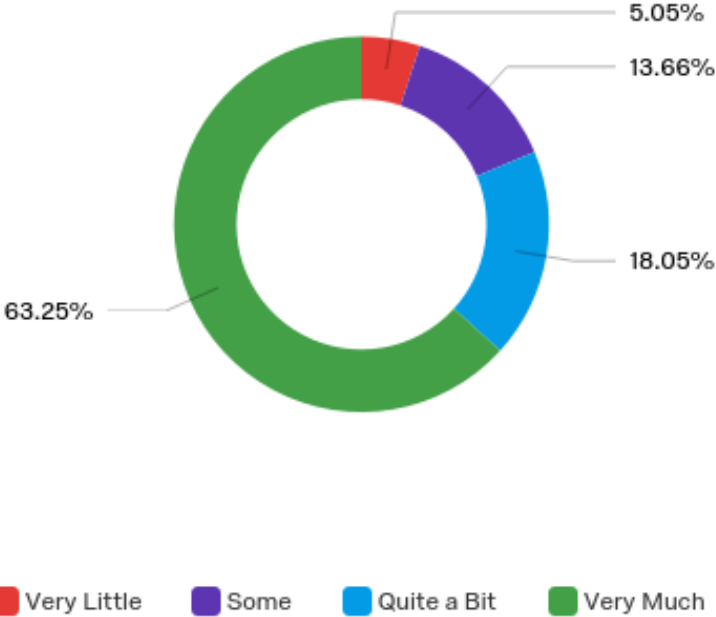
## Q8 - Plans for Employment following graduation:



- I will be continuing in my current position
- I plan on working at a job I recently received
- I plan on starting my own business
- I am currently seeking employment
- I have made no plans for employment but will soon do so
- I plan to wait until after graduation to look for a job
- I do not plan on employment immediately after graduation

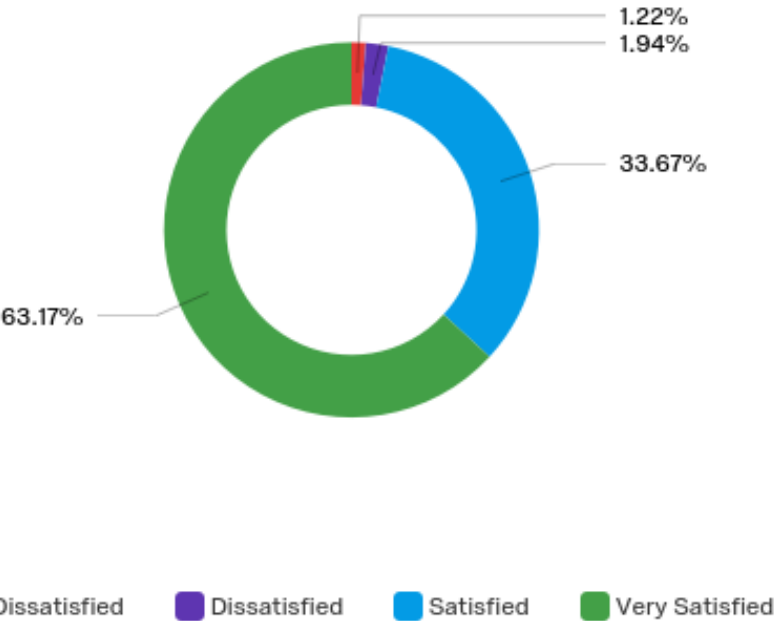
#	Answer	%	Count
1	I will be continuing in my current position	24.40%	368
2	I plan on working at a job I recently received	9.55%	144
3	I plan on starting my own business	2.72%	41
4	I am currently seeking employment	35.41%	534
5	I have made no plans for employment but will soon do so	8.29%	125
6	I plan to wait until after graduation to look for a job	13.46%	203
7	I do not plan on employment immediately after graduation	6.17%	93
	Total	100%	1508

**Q9 - If you know your employment plans, to what extent is your position and college major related?**



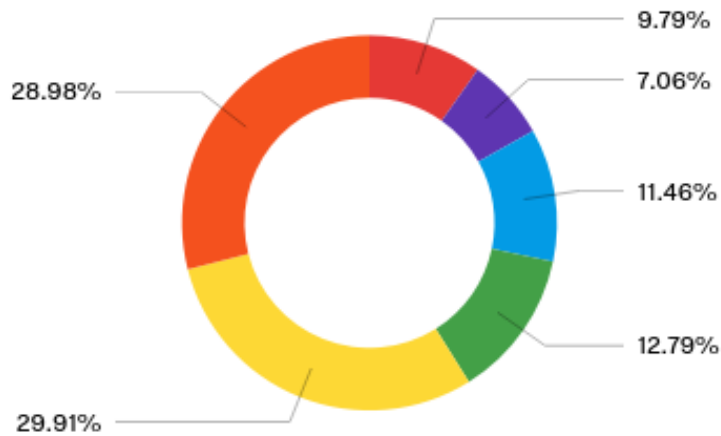
#	Answer	%	Count
1	Very Little	5.05%	61
2	Some	13.66%	165
3	Quite a Bit	18.05%	218
4	Very Much	63.25%	764
	Total	100%	1208

**Q10 - Are you satisfied with your career choice?**



#	Answer	%	Count
1	Very Dissatisfied	1.22%	17
2	Dissatisfied	1.94%	27
3	Satisfied	33.67%	469
4	Very Satisfied	63.17%	880
	Total	100%	1393

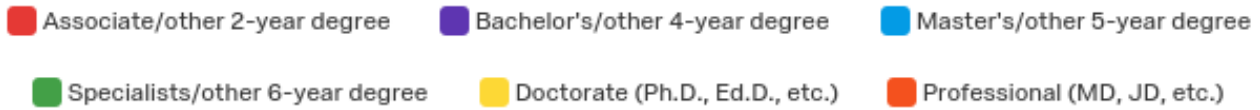
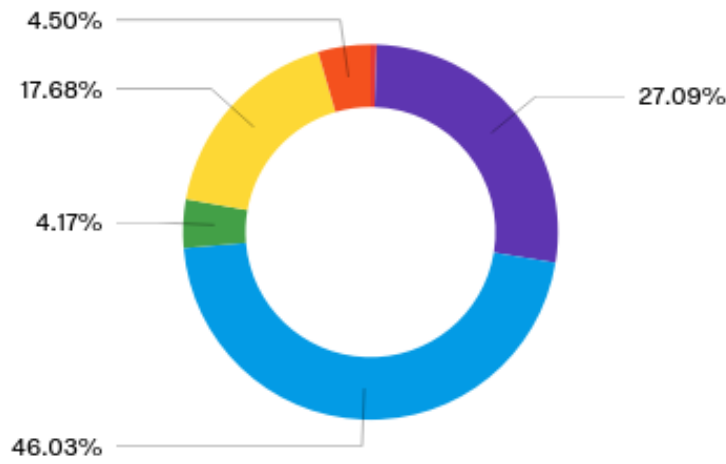
**Q11 - Plans for Graduate Work or Professional School:**



- I plan on doing graduate work part-time within a year at ECU
- I plan on doing graduate work or professional school part-time at another institution
- I plan on doing graduate work full-time within a year at ECU
- I plan on doing graduate work or professional school full-time at another institution
- I plan on doing graduate work or professional school some time in the future
- I have no plans for graduate school or professional school

#	Answer	%	Count
1	I plan on doing graduate work part-time within a year at ECU	9.79%	147
2	I plan on doing graduate work or professional school part-time at another institution	7.06%	106
3	I plan on doing graduate work full-time within a year at ECU	11.46%	172
4	I plan on doing graduate work or professional school full-time at another institution	12.79%	192
5	I plan on doing graduate work or professional school some time in the future	29.91%	449
6	I have no plans for graduate school or professional school	28.98%	435
	Total	100%	1501

## Q12 - What is your highest lifetime degree goal?



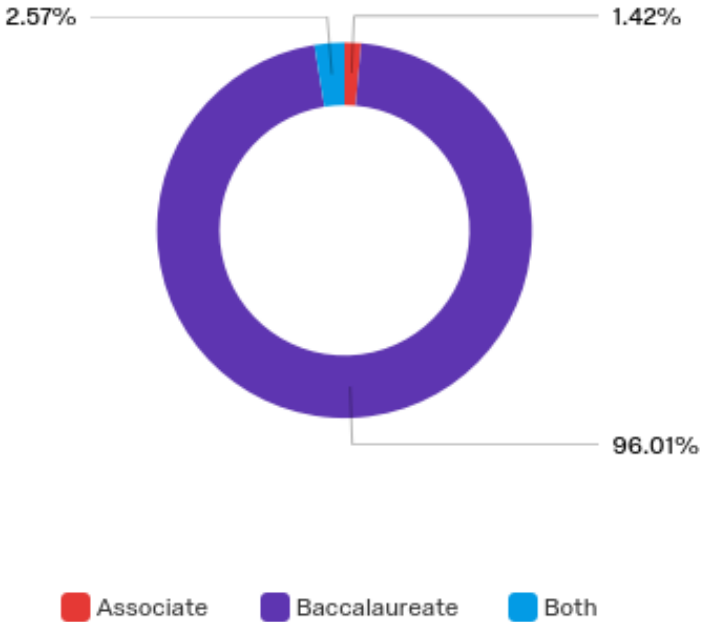
#	Answer	%	Count
1	Associate/other 2-year degree	0.53%	8
2	Bachelor's/other 4-year degree	27.09%	409
3	Master's/other 5-year degree	46.03%	695
4	Specialists/other 6-year degree	4.17%	63
5	Doctorate (Ph.D., Ed.D., etc.)	17.68%	267
6	Professional (MD, JD, etc.)	4.50%	68
	Total	100%	1510

**Q17 - What is your anticipated graduation date?**

#	Answer	%	Count
1	Fall 2016 - Spring 2017 - Summer 2017	100.00%	1512
	Total	100%	1512

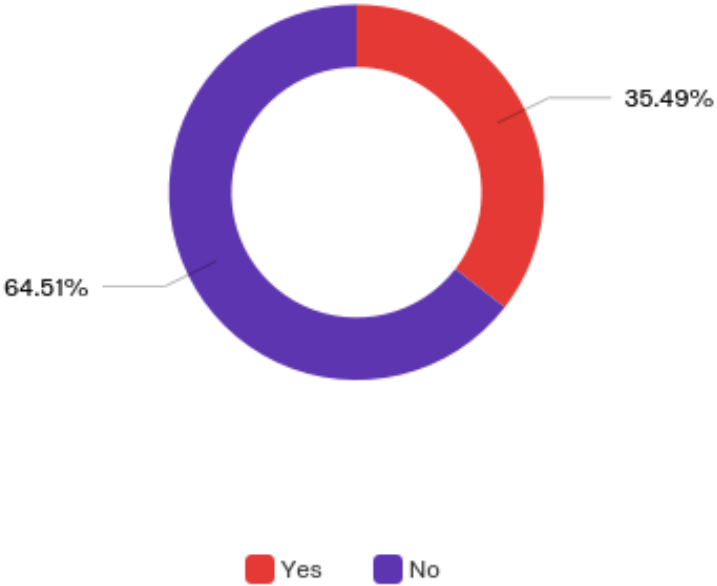
**Q18 - For what degrees are you currently applying?**

#	Answer	%	Count
1	Associate	1.42%	21
2	Baccalaureate	96.01%	1419
3	Both	2.57%	38
	Total	100%	1478



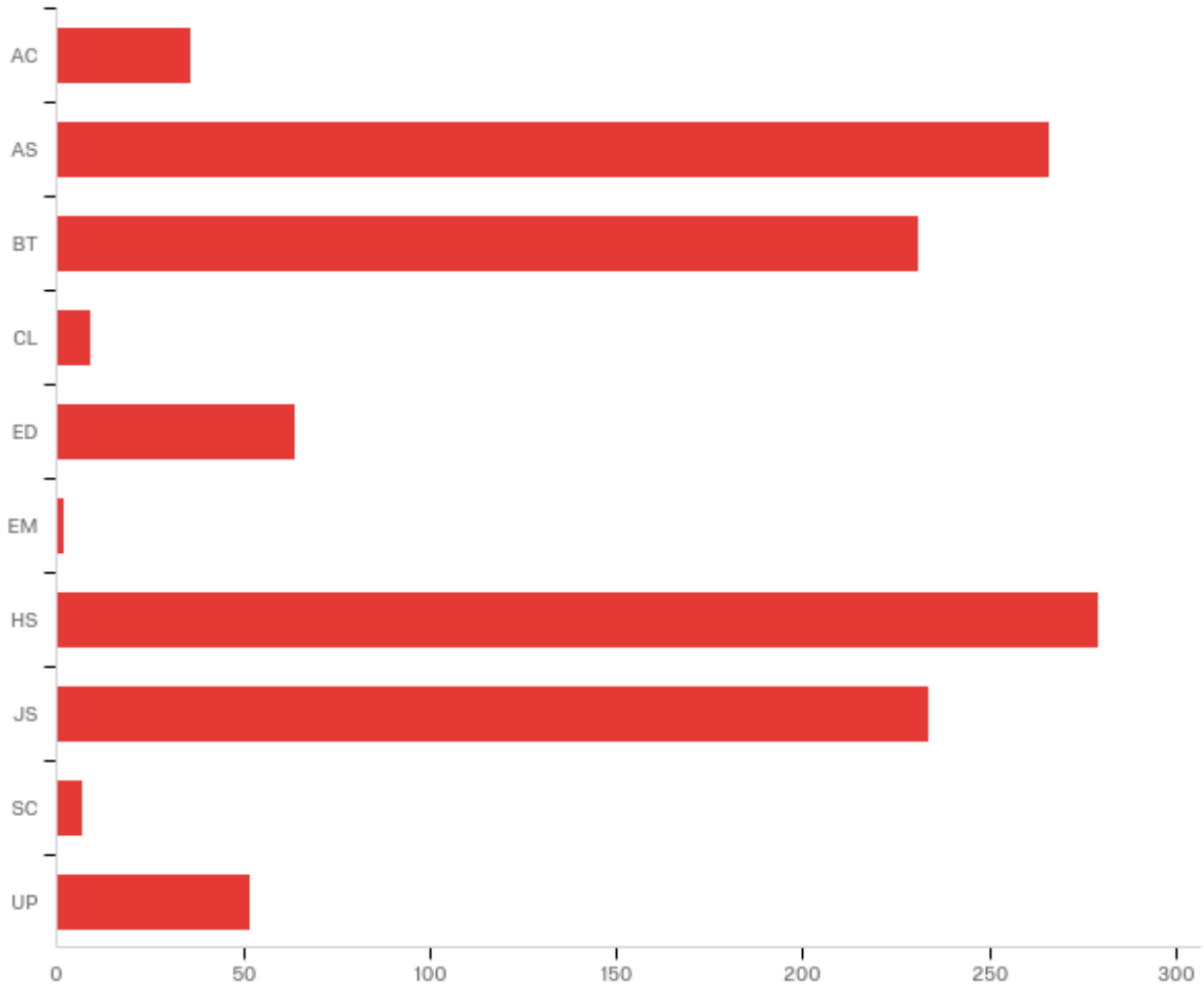
**Q19 - Are you the first member of your immediate family to earn a college degree?**

#	Answer	%	Count
1	Yes	35.49%	533
2	No	64.51%	969
	Total	100%	1502





# COLL1



Answer	%	Count
AC	3.05%	36
AS	22.54%	266
BT	19.58%	231
CL	0.76%	9
ED	5.42%	64
EM	0.17%	2
HS	23.64%	279
JS	19.83%	234
SC	0.59%	7

UP	4.41%	52
Total	100%	1180