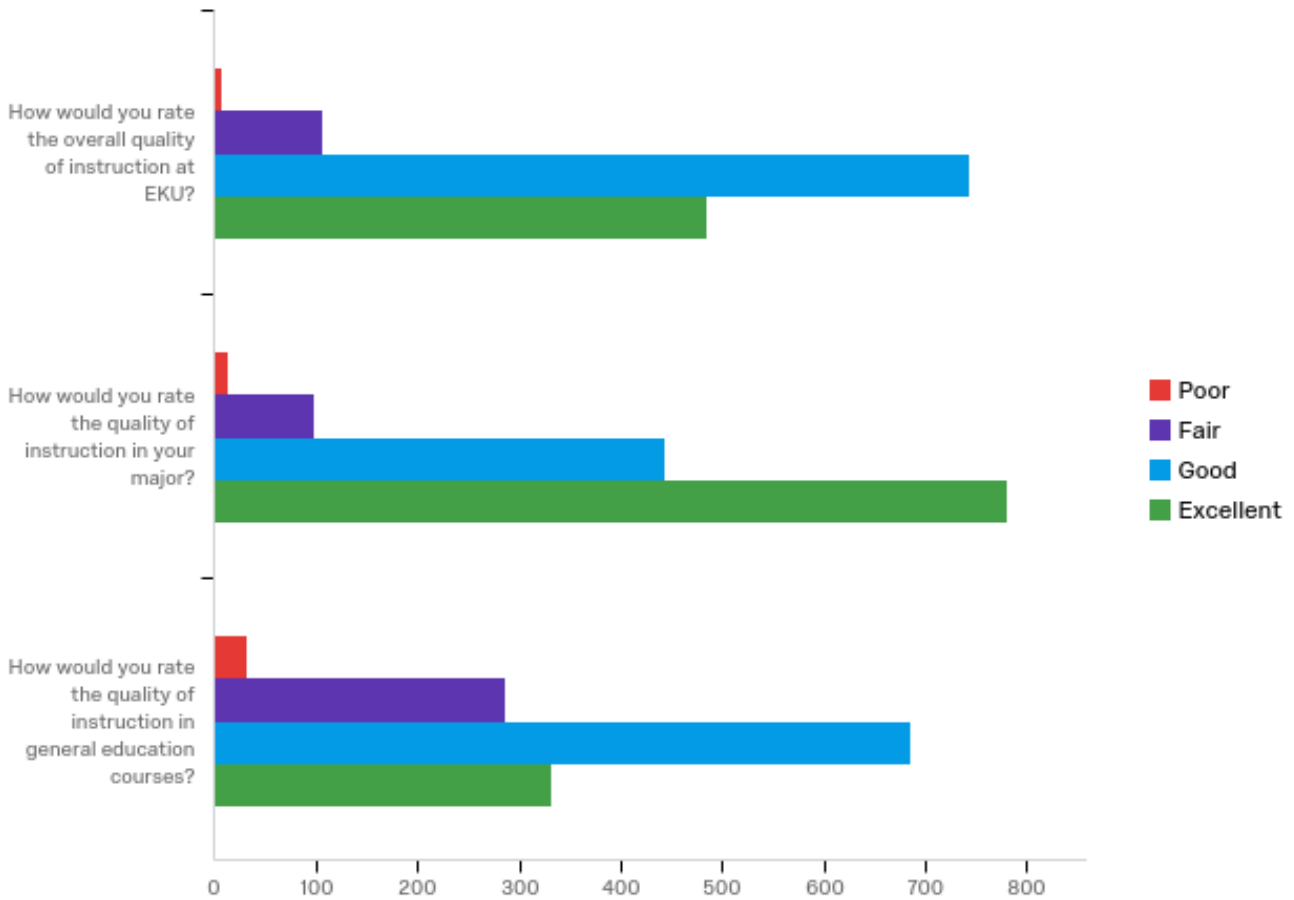
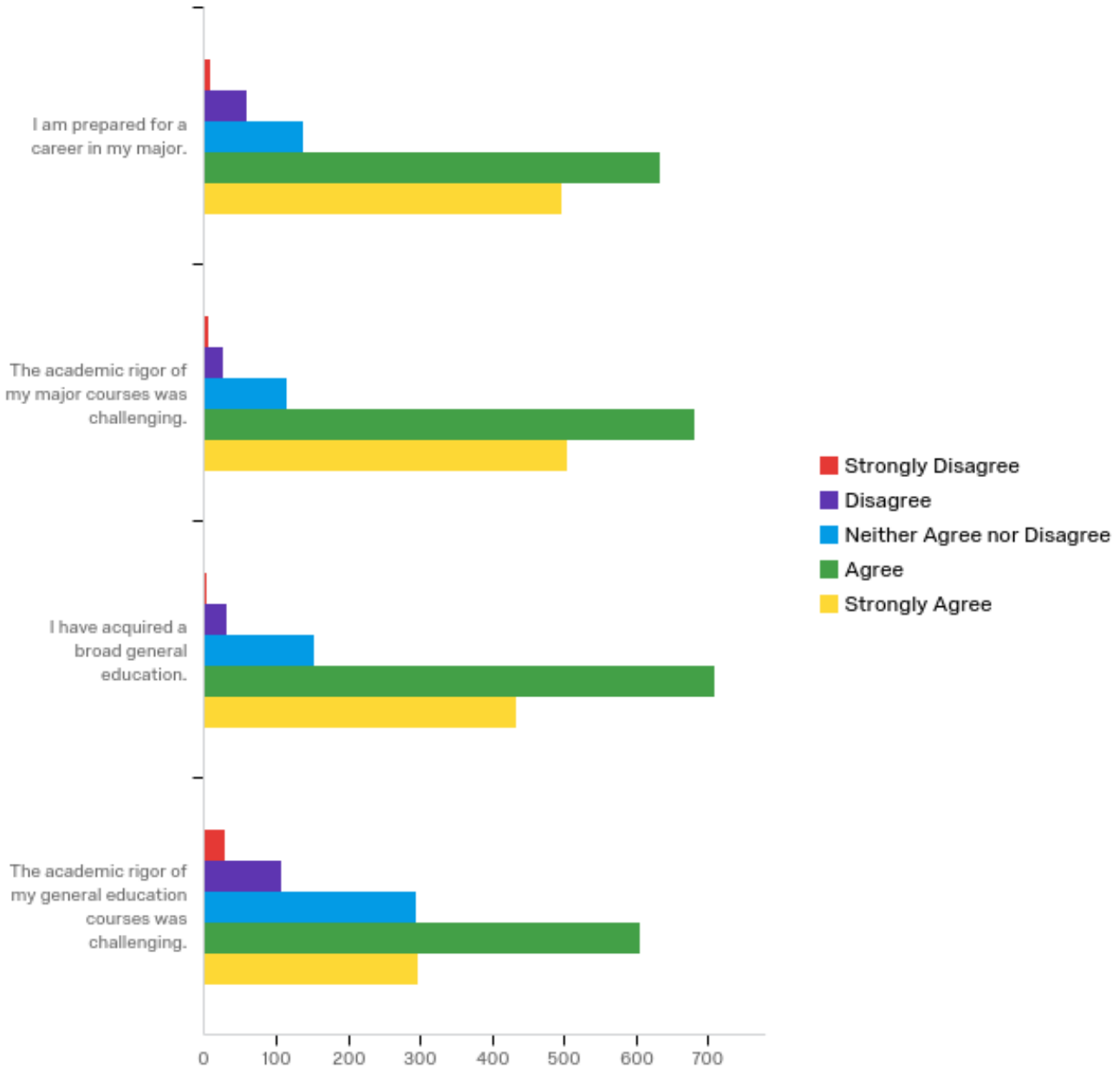


Quality of Instruction



#	Question	Poor		Fair		Good		Excellent		Total
1	How would you rate the overall quality of instruction at EKU?	0.52%	7	7.97%	107	55.37%	743	36.14%	485	1342
2	How would you rate the quality of instruction in your major?	1.05%	14	7.40%	99	33.13%	443	58.41%	781	1337
3	How would you rate the quality of instruction in general education courses?	2.32%	31	21.44%	286	51.42%	686	24.81%	331	1334

Preparation & Rigor

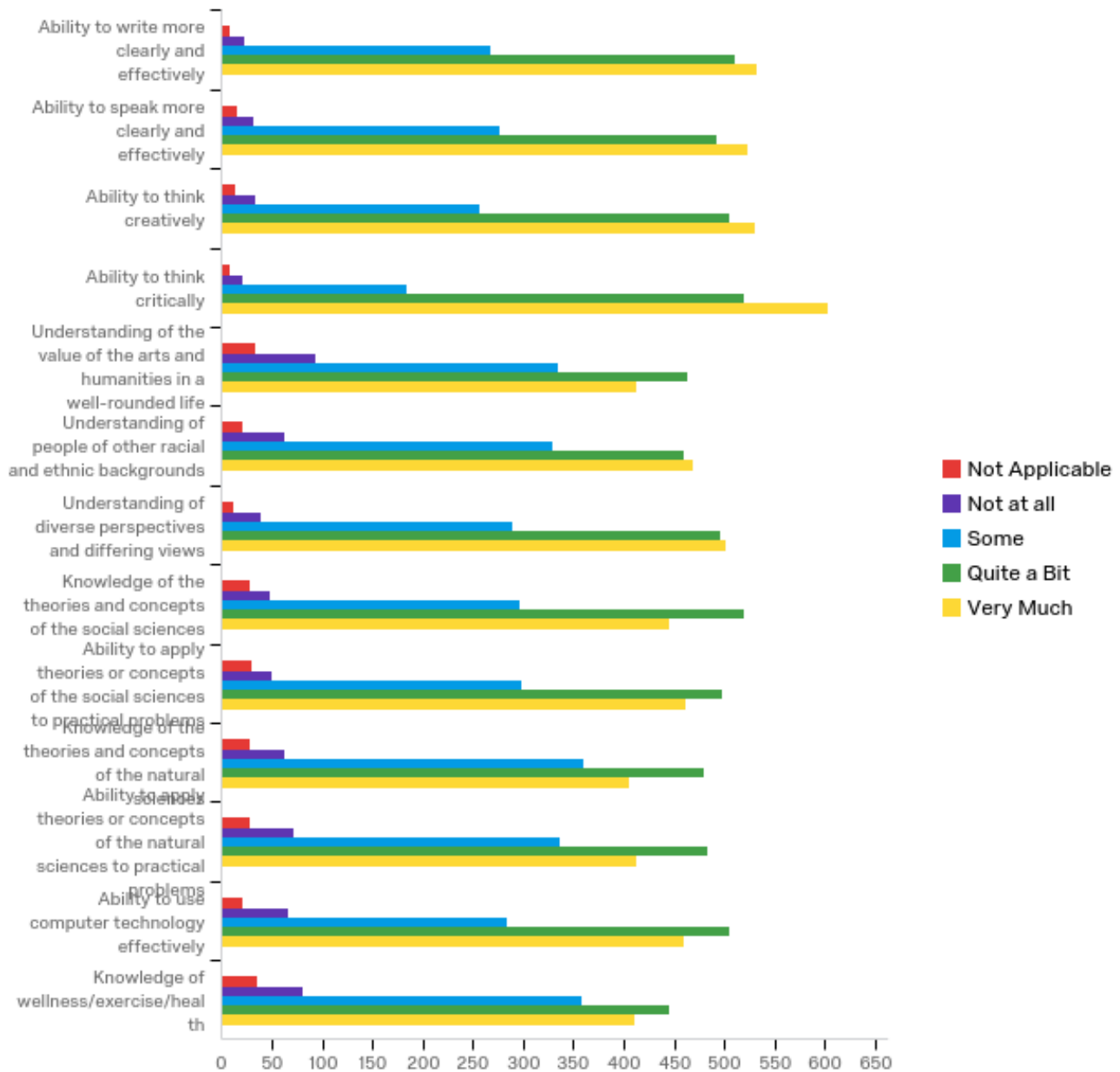


#	Question	Strongly Disagree	Disagree	Neither Agree nor Disagree	Agree	Strongly Agree	Total
1	I am prepared for a career in my major.	0.67%	4.41%	10.25%	47.49%	37.17%	1337
2	The academic rigor of my major courses was challenging.	0.45%	2.02%	8.54%	51.16%	37.83%	1335
3	I have acquired a	0.38%	2.40%	11.48%	53.26%	32.48%	1333

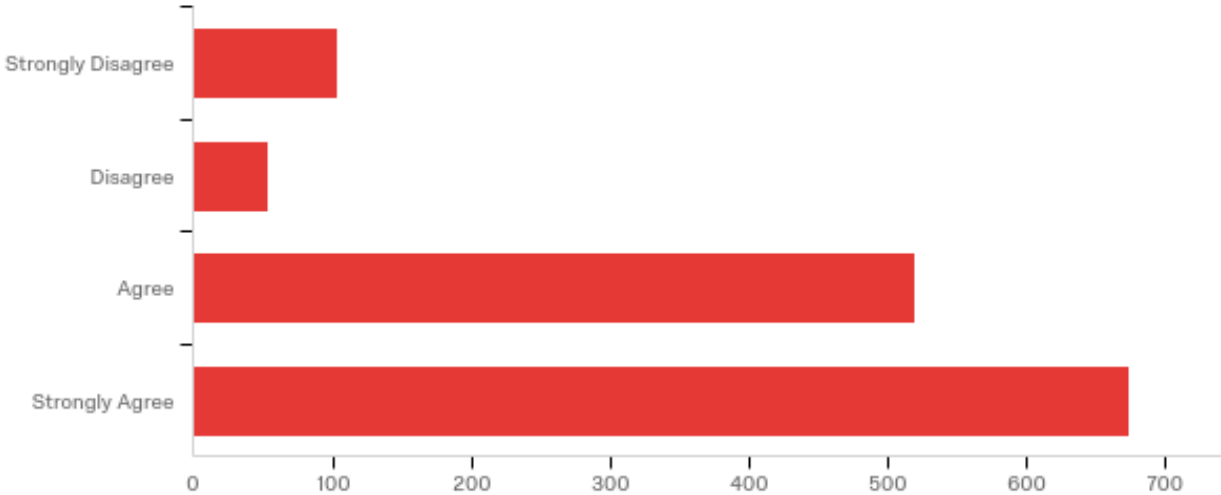
	broad general education.											
4	The academic rigor of my general education courses was challenging.	2.18%	29	8.10%	108	22.06%	294	45.39%	605	22.28%	297	1333

My EKU experience has increased my:

#	Question	Not Applicable		Not at all		Some		Quite a Bit		Very Much		Total
1	Ability to write more clearly and effectively	0.67%	9	1.64%	22	19.91%	267	38.03%	510	39.75%	533	1341
2	Ability to speak more clearly and effectively	1.19%	16	2.38%	32	20.64%	277	36.74%	493	39.05%	524	1342
3	Ability to think creatively	0.97%	13	2.54%	34	19.13%	256	37.74%	505	39.61%	530	1338
4	Ability to think critically	0.60%	8	1.57%	21	13.85%	185	38.85%	519	45.13%	603	1336
5	Understanding of the value of the arts and humanities in a well-rounded life	2.47%	33	6.96%	93	24.98%	334	34.70%	464	30.89%	413	1337
6	Understanding of people of other racial and ethnic backgrounds	1.49%	20	4.71%	63	24.57%	329	34.28%	459	34.95%	468	1339
7	Understanding of diverse perspectives and differing views	0.90%	12	2.92%	39	21.62%	289	37.10%	496	37.47%	501	1337
8	Knowledge of the theories and concepts of the social sciences	2.17%	29	3.59%	48	22.14%	296	38.82%	519	33.28%	445	1337
9	Ability to apply theories or concepts of the social sciences to practical problems	2.24%	30	3.66%	49	22.36%	299	37.25%	498	34.48%	461	1337
10	Knowledge of the theories and concepts of the natural sciences	2.10%	28	4.72%	63	26.97%	360	35.88%	479	30.34%	405	1335
11	Ability to apply theories or concepts of the natural sciences to practical problems	2.18%	29	5.33%	71	25.28%	337	36.31%	484	30.91%	412	1333
12	Ability to use computer technology effectively	1.50%	20	5.02%	67	21.20%	283	37.90%	506	34.38%	459	1335
13	Knowledge of wellness/exercise/health	2.70%	36	6.01%	80	26.97%	359	33.51%	446	30.80%	410	1331

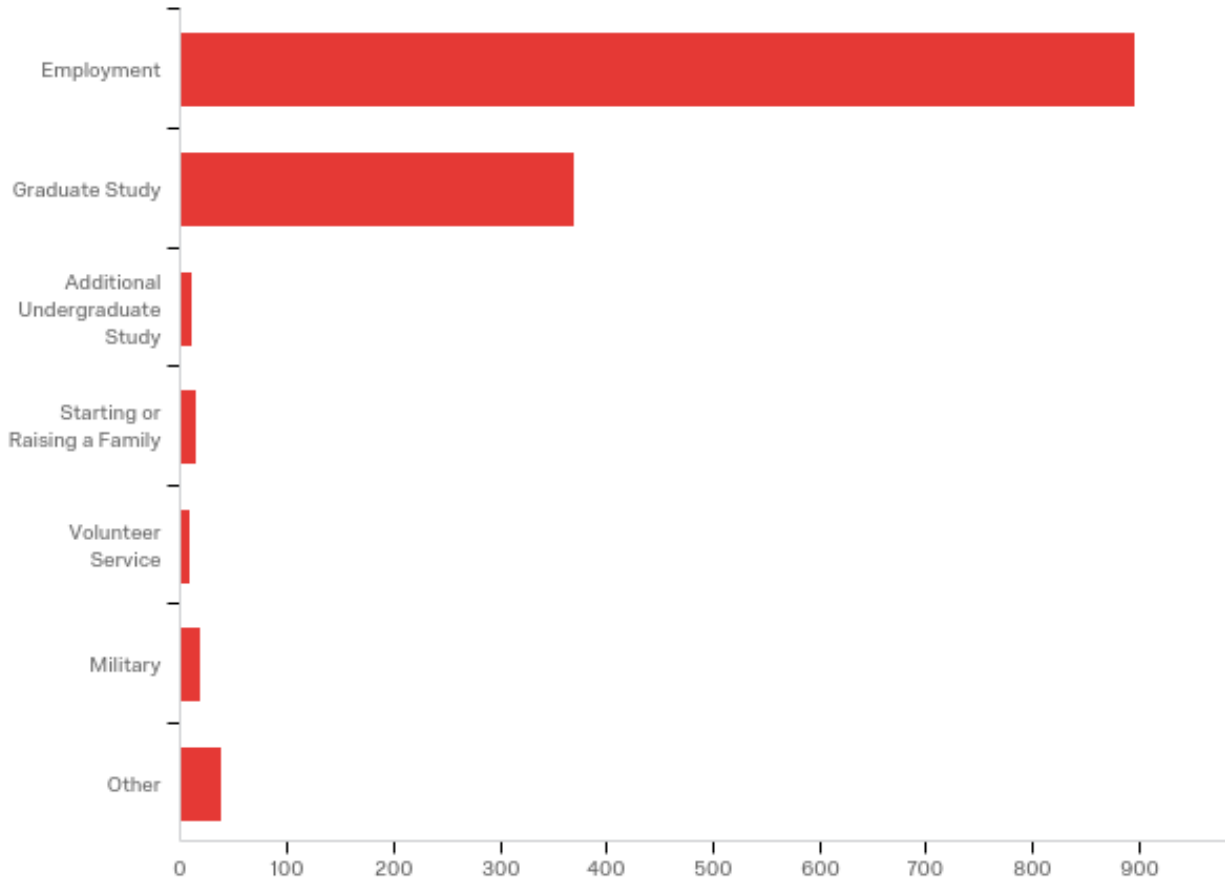


Q5 - I would recommend EKU to another student.



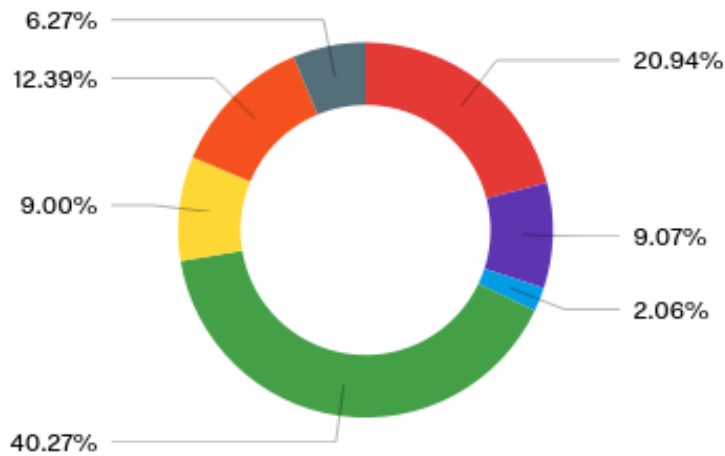
#	Answer	%	Count
1	Strongly Disagree	7.70%	104
2	Disagree	3.93%	53
3	Agree	38.44%	519
4	Strongly Agree	49.93%	674
	Total	100%	1350

Q7 - Primary Plan following receiving ECU Bachelor Degree:



#	Answer	%	Count
1	Employment	66.00%	897
2	Graduate Study	27.23%	370
3	Additional Undergraduate Study	0.81%	11
4	Starting or Raising a Family	1.10%	15
5	Volunteer Service	0.59%	8
6	Military	1.40%	19
7	Other	2.87%	39
	Total	100%	1359

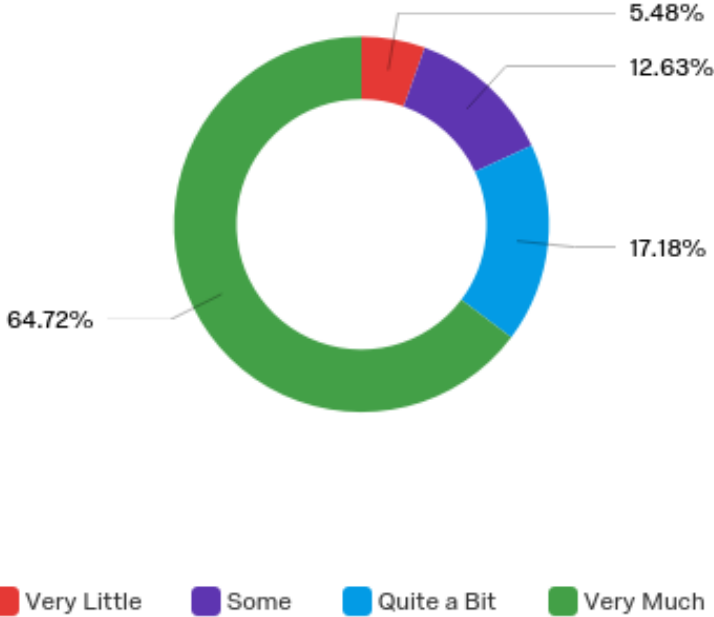
Q8 - Plans for Employment following graduation:



- I will be continuing in my current position
- I plan on working at a job I recently received
- I plan on starting my own business
- I am currently seeking employment
- I have made no plans for employment but will soon do so
- I plan to wait until after graduation to look for a job
- I do not plan on employment immediately after graduation

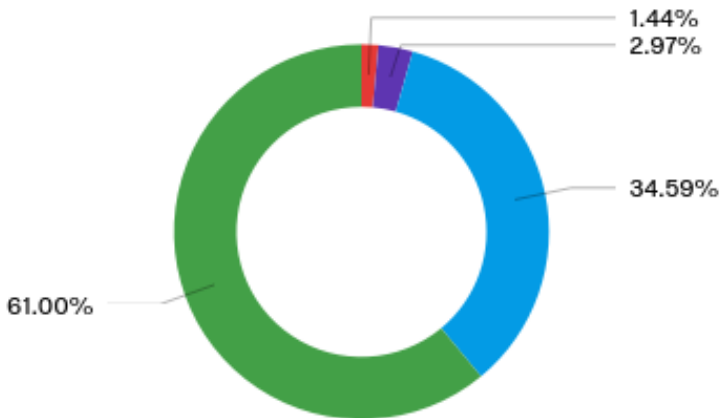
#	Answer	%	Count
1	I will be continuing in my current position	20.94%	284
2	I plan on working at a job I recently received	9.07%	123
3	I plan on starting my own business	2.06%	28
4	I am currently seeking employment	40.27%	546
5	I have made no plans for employment but will soon do so	9.00%	122
6	I plan to wait until after graduation to look for a job	12.39%	168
7	I do not plan on employment immediately after graduation	6.27%	85
	Total	100%	1356

Q9 - If you know your employment plans, to what extent is your position and college major related?



#	Answer	%	Count
1	Very Little	5.48%	59
2	Some	12.63%	136
3	Quite a Bit	17.18%	185
4	Very Much	64.72%	697
	Total	100%	1077

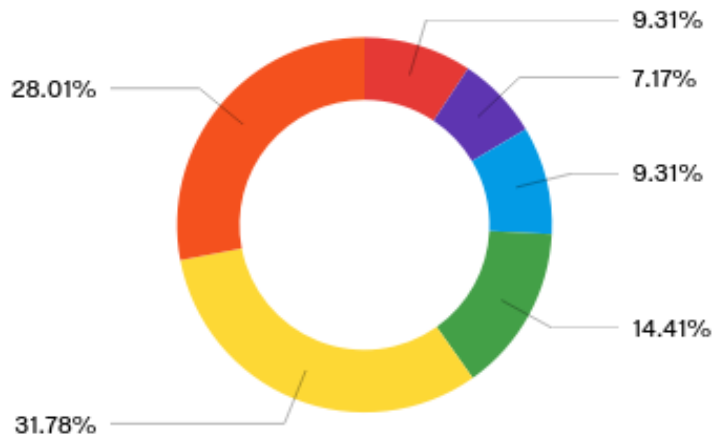
Q10 - Are you satisfied with your career choice?



■ Very Dissatisfied
 ■ Dissatisfied
 ■ Satisfied
 ■ Very Satisfied

#	Answer	%	Count
1	Very Dissatisfied	1.44%	18
2	Dissatisfied	2.97%	37
3	Satisfied	34.59%	431
4	Very Satisfied	61.00%	760
	Total	100%	1246

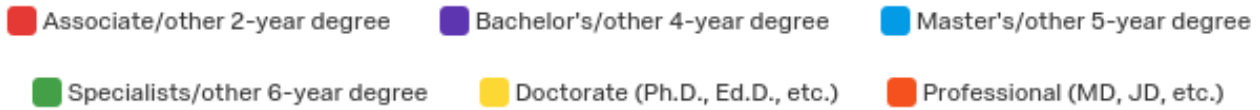
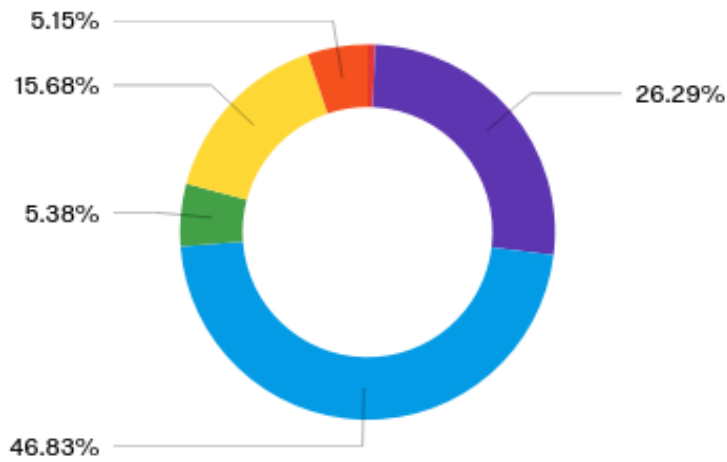
Q11 - Plans for Graduate Work or Professional School:



- I plan on doing graduate work part-time within a year at ECU
- I plan on doing graduate work or professional school part-time at another institution
- I plan on doing graduate work full-time within a year at ECU
- I plan on doing graduate work or professional school full-time at another institution
- I plan on doing graduate work or professional school some time in the future
- I have no plans for graduate school or professional school

#	Answer	%	Count
1	I plan on doing graduate work part-time within a year at ECU	9.31%	126
2	I plan on doing graduate work or professional school part-time at another institution	7.17%	97
3	I plan on doing graduate work full-time within a year at ECU	9.31%	126
4	I plan on doing graduate work or professional school full-time at another institution	14.41%	195
5	I plan on doing graduate work or professional school some time in the future	31.78%	430
6	I have no plans for graduate school or professional school	28.01%	379
	Total	100%	1353

Q12 - What is your highest lifetime degree goal?



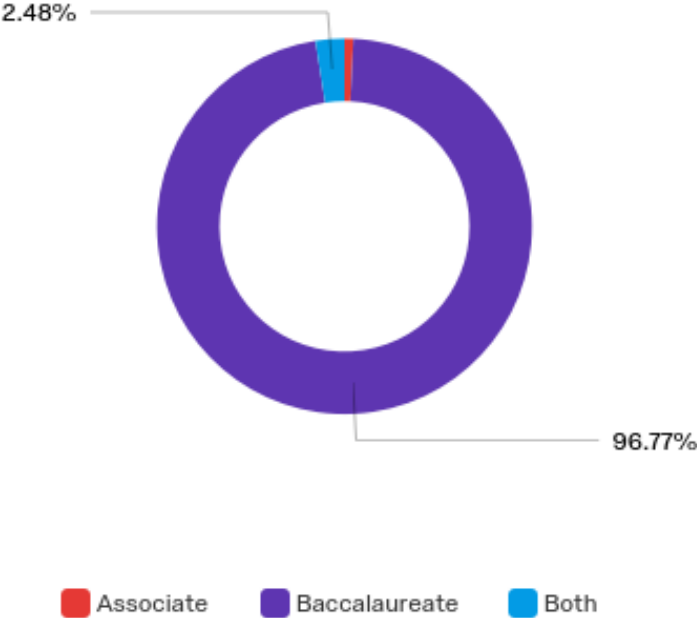
#	Answer	%	Count
1	Associate/other 2-year degree	0.66%	9
2	Bachelor's/other 4-year degree	26.29%	357
3	Master's/other 5-year degree	46.83%	636
4	Specialists/other 6-year degree	5.38%	73
5	Doctorate (Ph.D., Ed.D., etc.)	15.68%	213
6	Professional (MD, JD, etc.)	5.15%	70
	Total	100%	1358

Q17 - What is your anticipated graduation date?

#	Answer	%	Count
1	Fall 2015 - Spring 2016 - Summer 2016	100.00%	1360
	Total	100%	1360

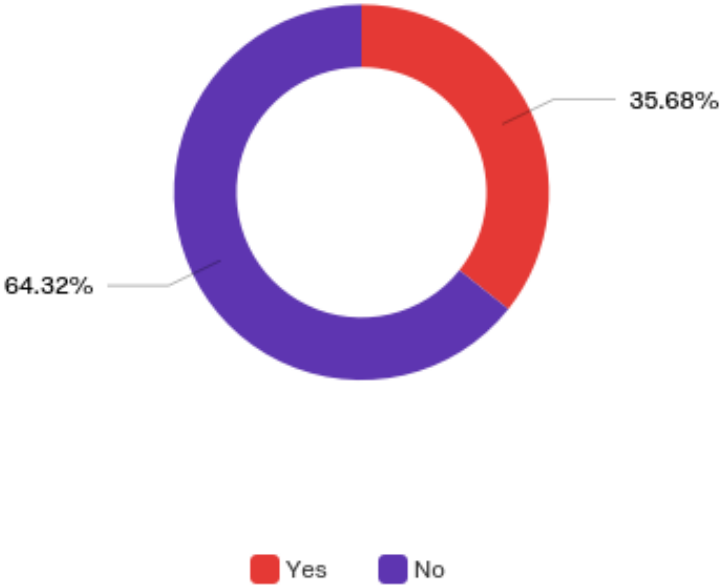
Q18 - For what degrees are you currently applying?

#	Answer	%	Count
1	Associate	0.75%	10
2	Baccalaureate	96.77%	1287
3	Both	2.48%	33
	Total	100%	1330

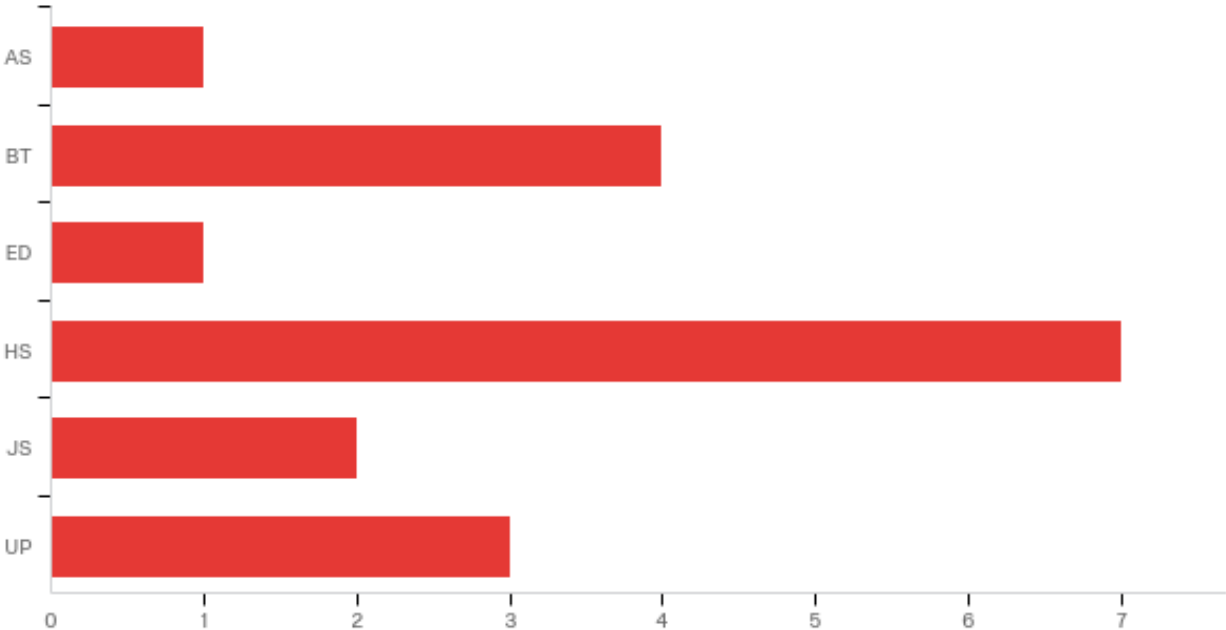


Q19 - Are you the first member of your immediate family to earn a college degree?

#	Answer	%	Count
1	Yes	35.68%	482
2	No	64.32%	869
	Total	100%	1351



COLL1



Answer	%	Count
AS	5.56%	1
BT	22.22%	4
ED	5.56%	1
HS	38.89%	7
JS	11.11%	2
UP	16.67%	3
Total	100%	18