

Graduate Degree Candidate Survey 2013-2014

Please rate the following:

#	Question	Very Poor	Poor	Good	Excellent	Response	Average Value
1	How would you rate the quality of graduate instruction at EKU?	1	12	182	218	413	3.49
2	How would you rate the quality of your graduate academic program?	2	10	168	231	411	3.53

My graduate education enhanced my ability to:

#	Question	Not at all	Very Little	Somewhat	Quite a Bit	Very Much	Response	Average Value
1	Locate information in my field quickly	1	7	50	174	181	413	4.28
2	Understand research in my field	-	8	32	177	196	413	4.36
3	Apply research in my field	-	7	44	161	201	413	4.35
4	Speak effectively in my field	1	8	55	155	194	413	4.29
5	Write effectively in my field	-	5	47	145	216	413	4.38
6	Think effectively in my field	-	3	27	149	234	413	4.49
7	Think critically in my field	-	3	28	154	228	413	4.47
8	Assume leadership roles in my field	1	10	47	159	194	411	4.30

Please answer the following:




#	Question	Very Easy	Easy	Challenging	Very Challenging	Response	Average Value
1	How would you describe the level of academic challenge within your graduate program?	7	33	254	115	409	3.17

#	Question	Not at All	Very Little	Somewhat	Quite a Bit	Very Much	Response	Average Value
1	To what extent has the content of your graduate training been an asset in helping you in your career/professional advancement?	5	15	68	156	168	412	4.13

Which of the following were impediments to your progress toward degree completion? (Choose all that apply)

#	Answer	Bar	Response	%
1	None, my progress was not impeded		262	64.53%
2	Classes were not offered		48	11.82%
3	Classes were canceled		26	6.40%
4	Lack of over-rides		2	0.49%
5	Location of course offerings		8	1.97%
6	Time of course offerings		31	7.64%
7	Poor Advising		33	8.13%
8	Lack of Graduate Assistant positions		20	4.93%
9	Lack or delay of university financial student support		25	6.16%
10	Other		46	11.33%
	Total		501	100.00%







Where did you receive your undergraduate degree?

#	Answer	Bar	Response	%
1	EKU		187	45.39%
2	Other Kentucky University or College		110	26.70%
3	Other University or College outside of Kentucky		115	27.91%
	Total		412	100.00%

How many on-line courses did you take?

Text Entry
2
all
all
roughly half of them were on-line
All
5
3
12
0
7
0
12
0
2
I don't recall over 10
12
All
None
3
12
3
0
0
2-3
2 Completely online, 5 partially online
3
entire degree was online
5
12
1
1
0
This should be on record; take the time to find the answers yourself
5
12
0
1





How many hours did you transfer into your ECU graduate program?

#	Answer	Bar	Response	%
1	None		359	87.99%
2	One - Three		14	3.43%
3	Four - Six		12	2.94%
4	Seven - Nine		5	1.23%
5	Ten - Twelve		3	0.74%
6	More than Twelve		15	3.68%
	Total		408	100.00%


Plans for immediate employment (choose all that apply):

#	Answer	Bar	Response	%
1	I will be continuing in my current position		248	60.19%
2	I plan on working at a job I recently received		33	8.01%
3	I plan on starting my own business		10	2.43%
4	I am currently seeking employment		131	31.80%
5	I have made no plans for employment but will soon do so		30	7.28%
6	I do not plan on seeking employment		6	1.46%
	Total		458	100.00%






Location of Employment:

#	Answer	Bar	Response	%
1	In Kentucky		221	56.81%
2	Outside of Kentucky		98	25.19%
3	Plan to seek employment in Kentucky		33	8.48%
4	Plan to seek employment outside of Kentucky		37	9.51%
	Total		389	100.00%

Plans for additional graduate education (check all that apply):

#	Answer	Bar	Response	%
1	I have no plans for additional graduate work		252	61.61%
2	I plan on completing additional graduate work at ECU		69	16.87%
3	I plan on completing additional graduate work at another university or college in Kentucky		20	4.89%
4	I plan on completing additional graduate work outside of Kentucky		22	5.38%
5	I plan to pursue a Ph.D. program at a university or college in Kentucky		45	11.00%
6	I plan to pursue a Ph.D. program at a university or college outside of Kentucky		51	12.47%
7	I plan to attend professional school (law, medical, veterinarian) in Kentucky		8	1.96%
8	I plan to attend professional school (law, medical, veterinarian) outside of Kentucky		5	1.22%
	Total		472	100.00%

In an average semester, how often were you in contact with the Graduate School?

#	Answer	Bar	Response	%
1	Never		98	23.79%
2	One a semester		171	41.50%
3	Twice a semester		80	19.42%
4	Once a month		31	7.52%
5	More than once a month		32	7.77%
	Total		412	100.00%

Please rate your satisfaction of the following:

#	Question	Very Unsatisfied	Unsatisfied	Satisfied	Very Satisfied	Response	Average Value
1	Graduate School in regards to the admission process	3	5	198	205	411	3.47
2	Graduate School in regards to the graduation process	11	37	229	134	411	3.18

Do you agree with the following?

#	Question	Unknown	Strongly Disagree	Disagree	Agree	Strongly Agree	Response	Average Value
1	The Graduate School provided accurate information to my inquires.	33	4	13	211	150	411	3.19
2	The Graduate School was timely in responding to my inquiries.	31	3	21	202	154	411	3.19
3	The Graduate School staff was courteous.	31	4	9	171	195	410	3.32

Do you agree with the following?

#	Question	Unknown	Strongly Disagree	Disagree	Agree	Strongly Agree	Response	Average Value
1	The Graduate School website was easy to navigate.	12	8	25	251	117	413	5.63
2	The Graduate School website provided information for which I was seeking.	12	7	18	256	119	412	5.65

Please provide comments regarding the Graduate School website.

Text Entry
Serves its purpose
it is well laid out and detailed
User Friendly
:)
The website was adequate but I would prefer to comment on the staff. They were extremely courteous and helpful!
the website is helpful
Unclear of the location of some information unless I search for it.
Easy to Navigate
I minimally used the site other than my initial finding of the program. Otherwise, Amy Eades was my contact and guru from admission application to graduation.
none
easy to access, find my way around, easy to use.
NA
None
very easy to use
The Graduate School's website was easy to navigate and informative.
easy enough to navigate
The two different fees (\$55 and \$20) should be better explained.
Used it very little
No additional comments.
fine
good
I called last week and they were extremely rude with me, making sure that I knew that my questions were to be answered with Teacher Education Services (who can also be very rude!).
None
great site
Easy to navigate and use
organzied, concise and helpful
N/A
It was confusing at first but became easy after awhile
Great
It was fine
It's alright.
easy to navigate
Easy to use.
very simple and straight forward in regards to information and design
Very informative
I like the form used to learn more about the program.
Links to outside scholarly resources would be a nice addition but certainly not required.
Fine
Helpful

Please rate your level of agreement with the following statements:

#	Question	Strongly Disagree	Disagree	Agree	Strongly Agree	Response	Average Value
1	Academic program advising was easily accessible.	10	26	203	170	409	3.30
2	The information I received in the advising process was accurate.	7	29	196	175	407	3.32
3	The advising process in my program worked well.	11	35	185	175	406	3.29


Please provide comments regarding the advising process.

Text Entry
No Complaints in Graduate School
my advisor was always willing to meet with me and always gave me solid advice
My advisor has always helped me at any time and anyway that she could
Very Courteous
It was much better once the advisor was changed to Dr. Rose Skepple.
:)
very courteous, kind, knowledgeable, and supportive employees.
my advisor was excellent
I wish some classes were offered such as web design and global marketing.
When completing the application for graduation Dr. Kraska was listed as my advisor but I've always thought Amy Eades was. Amy provided direction and information as needed. I did not utilize Dr. Kraska in an advisory role.
no problems, very helpful staffing.
NA
None
my advisor was great
The advising process was very straight-forward, seeing as the classes I took were mandatory and I was given a list of specific courses to register for each semester.
Disappointed with communication on program changes. I was forced to take classes that did not impact me as an art teacher, but yet rather created more busy work. The art dept/art ed dept has been very supportive and helpful in the entire process, but it was very disappointing to only have the opportunity to have 3 art course and majority gen ed/leadership courses. I originally selected ECU for my graduate work for the art dept and I was unable to utilize it to it's fullest.
I had a fantastic advisor, Dr. Bill Staddon.
Ummmm, I not really sure. the advising was different.
Tough to contact advisor and advising times not suitable for everyone
No additional comments.
fine
good
Some of my courses were taken out of order due to advising.
None
advising was a breeze
My advisor Jackie Levine was awesome
Great correspondance
It was exceptable
Love advisor
Answered all questions and inquiries quickly.
It was very simple and easy. My advisor was very helpful.
NA
gave me the information and classes that I needed in order to graduate



Please rate your level of satisfaction with the following:

#	Question	Unknown	Very Unsatisfied	Unsatisfied	Satisfied	Very Satisfied	Response	Average Value
1	On-line registration	2	5	12	195	198	412	5.43
2	Course availability on main (Richmond) Campus	123	4	17	155	111	410	4.31
3	Course availability at extended campus locations	268	3	5	73	60	409	3.17
4	Availability of on-line courses	59	3	24	186	140	412	4.81
5	Campus security/safety	133	4	3	156	110	406	4.29
6	Availability of books at the EKU bookstore	133	11	33	154	79	410	4.11
7	Services at the EKU Bookstore	150	11	22	158	69	410	4.02
8	Resources held by EKU Libraries	69	3	5	175	155	407	4.86
9	Services at EKU Libraries	77	3	7	162	157	406	4.80



Anticipated graduation date?

#	Answer	Bar	Response	%
1	Fall 2013-Spring 2014-Summer 2014		413	100.00%
2	Fall 2014-Spring 2015-Summer 2015		0	0.00%
3	Fall 2015-Spring 2016-Summer 2016		0	0.00%
4	Fall 2016-Spring 2017-Summer 2017		0	0.00%
	Total		413	100.00%



Are you attending commencement?

#	Answer	Bar	Response	%
1	Yes		225	54.48%
2	No		188	45.52%
	Total		413	100.00%



Are you interested in a separate commencement for graduate students?

#	Answer	Bar	Response	%
1	Yes		210	51.09%
2	No		201	48.91%
	Total		411	100.00%




After graduation do you plan to reside in Kentucky?

#	Answer	Bar	Response	%
1	Yes		269	65.45%
2	No		142	34.55%
	Total		411	100.00%



If you plan to reside in Kentucky after graduation will you reside in one of ECU's Service Region Counties? (ECU's Service Region Counties include: Bell, Boyle, Casey, Clay, Estill, Garrard, Harlan, Jackson, Knox, Laurel, Lee, Leslie, Lincoln, Madison, McCreary, Owsley, Perry, Powell, Pulaski, Rockcastle, Wayne, and Whitley)

#	Answer	Bar	Response	%
1	Yes		130	46.76%
2	No		148	53.24%
	Total		278	100.00%






Residence while an EKU Graduate Student?

#	Answer	Bar	Response	%
1	Kentucky Resident, U.S. Citizen		300	72.99%
2	Non-Kentucky Resident, U.S. Citizen		105	25.55%
3	International, not a U.S. Citizen		6	1.46%
	Total		411	100.00%

Student Status (for the majority of your graduate education):

#	Answer	Bar	Response	%
1	Full-Time (9 or more hours per semester)		209	50.85%
2	Part-Time (8 or less hours per semester)		202	49.15%
	Total		411	100.00%

In what academic college is your graduate program?

#	Answer	Bar	Response	%
1	Arts & Sciences		64	15.50%
2	Business & Technology		15	3.63%
3	Education		136	32.93%
4	Health Sciences		63	15.25%
5	Justice & Safety		135	32.69%
	Total		413	100.00%