





## EKU ALUMNI SURVEY 2014

In what academic year did you graduate with your graduate degree from ECU?

#	Answer	Bar	Response	%
1	2003 - 2004		30	19.11%
2	2007 - 2008		38	24.20%
3	2011 - 2012		72	45.86%
4	Other, please specify:		17	10.83%
	Total		157	100.00%

### Other, please specify:

2006-2007

2006

2010-2011

2012-2013

2002-2003

2009

Did Not Graduate






2010-2011

2012

2013-2014

[View More](#)

## From what academic college did you graduate?

#	Answer	Bar	Response	%
1	Arts & Sciences		38	23.75%
2	Business & Technology		11	6.88%
3	Education		66	41.25%
4	Health Science		22	13.75%
5	Justice & Safety		23	14.37%
	Total		160	100.00%





Please indicate your level of agreement with the following statements.

#	Question	Strongly Disagree	Disagree	Agree	Strongly Agree	Response	Average Value
1	If I were choosing a university, I would choose the ECU Graduate School again.	9	14	78	54	155	3.14
2	I would recommend the ECU Graduate School to a friend.	10	9	80	57	156	3.18




Please rate the quality of the following:

#	Question	Poor	Fair	Good	Excellent	Response	Average Value
1	Graduate degree program	2	14	71	73	160	3.34
2	Faculty instruction	3	12	72	73	160	3.34
3	Overall faculty's content expertise in the program	-	9	63	88	160	3.49
4	Overall faculty knowledge of real work expertise	5	15	61	77	158	3.33

**How would you describe the level of academic challenge within your graduate degree program?**

#	Answer	Bar	Response	%
1	Very Easy		5	3.16%
2	Easy		23	14.56%
3	Challenging		109	68.99%
4	Very Challenging		21	13.29%
	Total		158	100.00%






**Please rate the level of effort you put forth toward your academic endeavors while at ECU.**

#	Answer	Bar	Response	%
1	None		0	0.00%
2	Low		10	6.25%
3	Medium		48	30.00%
4	High		102	63.75%
	Total		160	100.00%





Please use the scale to answer the following:

#	Question	Never	Rarely	Occasionally	Frequently	Always	Response	Average Value
1	How often were the graduate faculty available outside of regular class time?	-	3	36	89	31	159	3.93
2	While at ECU, I had opportunities to collaborate with faculty and/or staff on projects outside the classroom.	14	21	32	66	26	159	3.43
3	While at ECU, to what extent did you experience multiple types of teaching/learning techniques? (e.g. use of Blackboard, group work, class discussions, use of technology, other interactive learning.)	1	3	22	81	50	157	4.12





## Where did you receive your bachelor's degree?

#	Answer	Bar	Response	%
1	EKU		74	46.84%
2	University or College in Kentucky other than EKU		43	27.22%
3	University or College outside of Kentucky		35	22.15%
4	Other Post-Secondary Institution in Kentucky		1	0.63%
5	Other Post-Secondary Institution outside of Kentucky		5	3.16%
	Total		158	100.00%










## What is the highest degree you have obtained?

#	Answer	Bar	Response	%
1	Rank I or II		22	13.75%
2	Masters		125	78.13%
3	Specialist		8	5.00%
4	Ph.D.		5	3.13%
5	Professional (J.D., M.D., etc.)		0	0.00%
	Total		160	100.00%

**My experience at EKU fostered a desire for additional education.**






#	Answer	Bar	Response	%
1	Strongly Disagree		7	4.38%
2	Disagree		21	13.13%
3	Agree		94	58.75%
4	Strongly Agree		38	23.75%
	Total		160	100.00%

## What plans, if any, do you have for continued education?

#	Answer	Bar	Response	%
1	I have no plans for continued education.		41	25.79%
2	Non-degree courses		17	10.69%
3	Certificate or Associate's Degree		2	1.26%
4	Bachelor's Degree		1	0.63%
5	Rank I or II		15	9.43%
6	Master's Degree		6	3.77%
7	Ph.D.		48	30.19%
8	Professional (J.D., M.D., etc.)		7	4.40%
9	Other, please specify:		22	13.84%
	Total		159	100.00%






**If you are currently enrolled in continuing education, what institution are you attending?**

#	Answer	Bar	Response	%
2	EKU		8	26.67%
3	University or college in Kentucky other than EKU		9	30.00%
4	University or college outside of Kentucky		9	30.00%
5	Other Post-Secondary Institution in Kentucky		1	3.33%
6	Other Post-Secondary Institution outside of Kentucky		3	10.00%
	Total		30	100.00%






**Please rate your agreement with the following:**

#	Question	Strongly Disagree	Disagree	Agree	Strongly Agree	Response	Average Value
1	My graduate education at ECU fostered my ability to think creatively.	1	12	103	43	159	3.18
2	My graduate education at ECU increased my ability to think critically.	-	9	89	59	157	3.32
3	My graduate education at ECU strengthened my ability to communicate effectively.	2	14	87	56	159	3.24
4	My graduate education at ECU prepared me for citizenship within my community.	3	25	91	40	159	3.06
5	While a graduate student, ECU was supportive of all students regardless of gender, race, class, sexuality, and disability.	2	3	68	86	159	3.50





**Were you employed while attending ECU?**

#	Answer	Bar	Response	%
1	Part-time		47	29.38%
2	Full-time		93	58.13%
3	Not employed		20	12.50%
	Total		160	100.00%



**Approximately, how many hours per week did you work?**

#	Answer	Bar	Response	%
1	Less than 10		4	2.88%
2	10 - 19 hours		10	7.19%
3	20 - 29 hours		30	21.58%
4	30 - 39 hours		15	10.79%
5	40 hours or more		80	57.55%
	Total		139	100.00%






**What is your current employment status?**

#	Answer	Bar	Response	%
1	Part-time		16	10.13%
2	Full-time		134	84.81%
3	Unemployed and seeking a position		5	3.16%
4	Unemployed and not seeking a position		3	1.90%
	Total		158	100.00%






**Do you currently work in Kentucky?**

#	Answer	Bar	Response	%
1	Yes		111	75.00%
2	No		37	25.00%
	Total		148	100.00%





**How long did it take you to obtain your first full-time job after leaving ECU Graduate School?**

#	Answer	Bar	Response	%
1	Already had or obtained a job before leaving ECU		88	63.77%
2	1 - 3 months		24	17.39%
3	3 - 6 months		10	7.25%
4	6 - 12 months		8	5.80%
5	More than a year		8	5.80%
	Total		138	100.00%









## How related is your current employment to your ECU graduate degree?

#	Answer	Bar	Response	%
1	Not at all		9	5.92%
2	Very Little		9	5.92%
3	Little		7	4.61%
4	Much		23	15.13%
5	Very Much		104	68.42%
	Total		152	100.00%





## My graduate education at ECU prepared me for employment.

#	Answer	Bar	Response	%
1	Strongly Disagree		6	3.87%
2	Disagree		11	7.10%
3	Agree		89	57.42%
4	Strongly Agree		49	31.61%
	Total		155	100.00%

**While a graduate student at EKU, in what extra-curricular activities were you actively and consistently involved?  
Please check all that apply.**

#	Answer	Bar	Response	%
1	None		111	71.61%
2	Athletics/Intramural Sports		13	8.39%
3	Greek Life		5	3.23%
4	Student Organizations		21	13.55%
5	Academic Organizations		7	4.52%
6	Service Organizations		7	4.52%
7	Residence Hall Sponsored Activities		2	1.29%
8	Other, please specify:		9	5.81%
	Total		175	100.00%

**My involvement in the activities outside the classroom while at ECU has proven beneficial in various aspects of my life after college.**

#	Answer	Bar	Response	%
1	Strongly Disagree		15	12.10%
2	Disagree		35	28.23%
3	Agree		60	48.39%
4	Strongly Agree		14	11.29%
	Total		124	100.00%

**Please provide the most valuable aspect/strength of the EKU Graduate School:**




Text Entry
Program was very disorganized and inconsistent. . .too much subjective criteria
Knowledge and expertise of staff.
Convenient location, degree programs available, faculty
Flexibility with some classes to work online or in class and work ahead
The faculty work very closely with the students. Also having the chance to teach undergraduate labs and the opportunities to work in the field.
A well rounded faculty is the most valuable aspect of the EKU Graduate School. Students cannot be guided by technology - the professors that engage pupils into creative thinking and critical analysis are crucial to establishing and maintaining proficient exchange of dialogue and application scenarios to determine the level of understanding held by each individual.
In-class opportunities for teaching, practice, diversity exploration.
The networking with other students and potential future colleagues
From 2002-2004, my graduate education was excellence as I directly learned from some of the most respected professionals in the criminal justice field.
Strong faculty guidance and knowledge.
Helpful, knowledgeable professors
Ease
Teacher/student relationships (Bob Johnson, Julie Hensley, Young Smith, and Nancy Jensen)
Graduate assistantship experience
Working with the faculty on several different research projects.
Great faculty with lots of experience
Being able to take most courses online was the best aspect of the program.
instructors
Flexible course schedule
Very friendly, fostered collaborations. Great faculty! Very proud to be a colonel
Faculty members
The most valuable aspect/strengths of the EKU Graduate School is the amount of dedicated faculty and staff as well as the small class sizes, which provide for the successful instruction of all graduate students.
Teachers and professors are wonderful
The teachers
Small class size.
Critical thinking
Dr. Robles and the other business faculty were great! Challenging! Made you think!
.
The professors
Professors ability to relate real world issues to the classroom
Small class sizes, hands-on learning
Location
Ease of completing masters program to obtain teaching certificate.
Every week I reflect back to my class with Sue Strong and working with diverse populations and how to on a low level be the right listening ear without judgement
The Clinical Psychology program provided a number of opportunities for me to broaden my experience. In fact, there have been a number of jobs that I have obtained where I was told explicitly that it was the fact that I went to EKU that was a major deciding factor in my hiring.
I believe the most valuable aspect/strength of the EKU Graduate School was actually my time spent as a graduate assistant. While I think that my experience as a GA had more to do with my placement and my supervisor, I do appreciate the opportunity afforded by the Graduate School to participate in that way.
Real world experience
Flexibility with online classes
In my particular program, having the on-site clinic was very beneficial. Access of the staff was also beneficial
Faculty
Instructors having real world experience
Small classes with one on one instruction from faculty.
Professors who have actually worked the job
Faculty
The versatility of the program. Night and weekend classes allowed me to complete my graduate education.
Availability of online courses










Please provide the most important recommendation to improve the ECU Graduate School:

Text Entry
Increase stipend
More organization and less subjectivity
More classes offered
Offer more online courses, reduce class costs. Many teachers I know are opting to get their Masters degrees from University of the Cumberland due to the lower cost.
Little, if any, opportunity to do research. No research grants.
Core classes for program completion need to be offered more than once a semester/year.
Faculty needs to push students to attend and participate in more professional meetings.
Remember some students are working full time jobs which was an appeal doe this program, however course work at times did not support this and was just busy work.
Discussions regarding the political aspects of school systems and reality of the disfunction within.
Help to initiate more Lecturer positions to assist full-time Professors. Adjuncts are very important to nearly every academic area, however, I can see at least one Lecturer being able to really help with the class load, including outreach and teaching at our extended campus sites.
Exit exam has no value. I preferred to do collaborative project where I could dive into subject matter of interest and understand defending a paper and strengthening my focus. Instead I focused on memorizing formulas that excel does for you, today. Waste of efforts and nothing to show for it.
While attending graduate school I needed counseling services. It took just short of an act of congress and a long waiting process to get services due to not being in the system as active because all OT students were completing 6 months of fieldwork clinical rotations. I had paid my tuition but was barred from mental health services that should have been easily accessible to all students in good standing. I was very disappointed with ECU and how I could not get the mental health support I needed during the most stressful point in my academic career.
If you want to improve the graduate school try to remember that there are other programs outside of the business and criminal justice schools. So much attention and funding is directed towards specific programs that it is forgotten that their are excellent opportunities for growth, recognition and expansion in other departments.
Consistency in professors would be preferred. It seemed that many of my professors were teaching my class for the first time or it was the professors last semester and might have floated through last semester.
No recommendations.
Place less emphasis on online graduate degrees and the use of discussion boards. I have both taken online classes and taught online classes. The current model ECU and eCampus utilizes (discussion boards) does not stimulate critical thinking and degrades what is learned in a graduate degree.
Help graduate degree candidates become certified at additional levels than they held previous to their graduate degree.
Be more selective in admitting applicants.
Lower the cost
More indepth and diverse graduate funding sources; more emphasis on department specific research and applied professional development.
Unlike the undergraduate school, the graduate school does not have much community involvement. Where there is a challenge to get working adults involved in community minded activities due to family and work commitments, I feel that it would have helped me learn more of this area and perhaps helped me find employment in my area.
Offer the classes required for the specific degree. If you're going to offer the degree, don't make it a chore or near impossible for student to take the class to receive their degree.
More opportunities for Edd
Availability of required degree courses EACH semester.
None recommended. You're doing a great job
The department being on the same page as to exactly what they want from students.
Improvements to course work
Even though one of the reasons why I got into the program was because of low admissions standards, I would really like to see the admission standards increased as a way to up the integrity of the program. It would be nice to see more research from the grad students (again, I never did it...so really my suggestions should have no weight to them whatsoever!)
Make as much as possible online for those wanting to work full time
Burn it.
-----




**Please indicate your gender:**

#	Answer	Bar	Response	%
1	Male		64	40.76%
2	Female		92	58.60%
3	Transgender		1	0.64%
	Total		157	100.00%

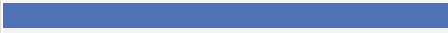

**Please indicate your race:**

#	Answer	Bar	Response	%
1	American Indian or Alaskan		2	1.28%
2	Asian or Pacific Islander		4	2.56%
3	Black (Non-Hispanic)		6	3.85%
4	Hispanic		1	0.64%
5	White		139	89.10%
6	Two or More Races		3	1.92%
7	Other		1	0.64%
	Total		156	100.00%



**Please indicate your permanent residency while attending EKU:**

#	Answer	Bar	Response	%
1	Kentucky resident, U.S. Citizen		129	83.23%
2	Non-Kentucky resident, U.S. Citizen		20	12.90%
3	International, Not a U.S. Citizen		6	3.87%
	Total		155	100.00%



**Do you currently reside in Kentucky?**

#	Answer	Bar	Response	%
1	Yes		122	78.21%
2	No		34	21.79%
	Total		156	100.00%







**Do you currently reside in one of EKU's Service Region counties? EKU Service Region includes Bell, Boyle, Casey, Clay, Estill, Garrard, Harlan, Jackson, Knox, Laurel, Lee, Leslie, Lincoln, Madison, McCreary, Owsley, Perry, Powell, Pulaski, Rockcastle, Wayne, and Whitley counties.**

#	Answer	Bar	Response	%
1	Yes		57	48.31%
2	No		61	51.69%
	Total		118	100.00%

**Were you the first in your immediate family to attend college?**

#	Answer	Bar	Response	%
1	Yes		49	32.24%
2	No		103	67.76%
	Total		152	100.00%

## What is your current individual income?

#	Answer	Bar	Response	%
1	\$0 - \$24,999		20	13.51%
2	\$25,000 - \$49,999		46	31.08%
3	\$50,000 - \$74,999		50	33.78%
4	\$75,000 - \$99,999		20	13.51%
5	\$100,000 - \$149,999		10	6.76%
6	\$150,000 or more		2	1.35%
	Total		148	100.00%