





EKU ALUMNI SURVEY 2014






In what academic year did you graduate with your bachelor's degree from EKU?

#	Answer	Bar	Response	%
1	2003 - 2004		91	27.58%
2	2007 - 2008		93	28.18%
3	2011 - 2012		136	41.21%
4	Other, please specify:		10	3.03%
	Total		330	100.00%

Other, please specify:

2013
summer 07
2013
1998
2010-2011
2010
Dec 2011
2006-2007
2010
2010

From what academic college did you graduate?

#	Answer	Bar	Response	%
1	Arts & Sciences		121	36.67%
2	Business & Technology		56	16.97%
3	Education		45	13.64%
4	Health Science		76	23.03%
5	Justice & Safety		32	9.70%
	Total		330	100.00%





Please indicate your level of agreement with the following statements.

#	Question	Strongly Disagree	Disagree	Agree	Strongly Agree	Response	Average Value
1	If I were choosing a university, I would choose ECU again.	18	14	129	166	327	3.35
2	I would recommend ECU to a friend.	17	12	124	168	321	3.38




Please rate the quality of the following:

#	Question	Poor	Fair	Good	Excellent	Response	Average Value
1	Bachelor's degree program	6	25	134	161	326	3.38
2	Faculty instruction	4	23	140	156	323	3.39
3	Overall faculty's content expertise in the program	3	18	119	185	325	3.50
4	Overall faculty knowledge of real work expertise	8	48	124	145	325	3.25

How would you describe the level of academic challenge within your bachelor's degree program?

#	Answer	Bar	Response	%
1	Very Easy		5	1.53%
2	Easy		43	13.15%
3	Challenging		232	70.95%
4	Very Challenging		47	14.37%
	Total		327	100.00%







Please rate the level of effort you put forth toward your academic endeavors while at EKU.

#	Answer	Bar	Response	%
1	None		0	0.00%
2	Low		12	3.68%
3	Medium		126	38.65%
4	High		188	57.67%
	Total		326	100.00%





Please use the scale to answer the following:

#	Question	Never	Rarely	Occasionally	Frequently	Always	Response	Average Value
1	How often were the faculty available outside of regular class time?	1	4	71	193	55	324	3.92
2	While at EKU, I had opportunities to collaborate with faculty and/or staff on projects outside the classroom.	14	50	114	109	36	323	3.32
3	While at EKU, to what extent did you experience multiple types of teaching/learning techniques? (e.g. use of Blackboard, group work, class discussions, use of technology, other interactive learning.)	1	9	50	178	87	325	4.05










What is the highest degree you have obtained?

#	Answer	Bar	Response	%
1	Bachelors		209	64.31%
2	Rank I or II		7	2.15%
3	Masters		101	31.08%
4	Specialist		2	0.62%
5	Ph.D.		2	0.62%
6	Professional (J.D., M.D., etc.)		4	1.23%
	Total		325	100.00%

My experience at EKU fostered a desire for additional education.

#	Answer	Bar	Response	%
1	Strongly Disagree		19	5.85%
2	Disagree		48	14.77%
3	Agree		178	54.77%
4	Strongly Agree		80	24.62%
	Total		325	100.00%

What plans, if any, do you have for continued education?

#	Answer	Bar	Response	%
1	I have no plans for continued education.		98	29.97%
2	Non-degree courses		16	4.89%
3	Certificate or Associate's Degree		5	1.53%
4	Bachelor's Degree		3	0.92%
5	Rank I or II		21	6.42%
6	Master's Degree		112	34.25%
7	Ph.D.		36	11.01%
8	Professional (J.D., M.D., etc.)		15	4.59%
9	Other, please specify:		21	6.42%
	Total		327	100.00%

Other, please specify:

I'm in the graduate program, but I'm not sure if I'm sticking with it.

have not decided at this time

E.d. S

undecided

Principalship

Not sure may get another Master's Degree

Working on a 2nd Bachelor's Degree

i did go to nursing school after graduating from EKU. I am going back to school within the next 6-12 months.






Not 100% on what that will be for at this point

CFP

Internship to become Registered Dietitian

[View More](#)




If you are currently enrolled in continuing education, what institution are you attending?

#	Answer	Bar	Response	%
2	EKU		38	38.38%
3	University or college in Kentucky other than EKU		24	24.24%
4	University or college outside of Kentucky		19	19.19%
5	Other Post-Secondary Institution in Kentucky		1	1.01%
6	Other Post-Secondary Institution outside of Kentucky		17	17.17%
	Total		99	100.00%

Please rate your agreement with the following:

#	Question	Strongly Disagree	Disagree	Agree	Strongly Agree	Response	Average Value
1	My education at ECU fostered my ability to think creatively.	3	30	197	98	328	3.19
2	My education at ECU increased my ability to think critically.	2	16	199	111	328	3.28
3	My education at ECU strengthened my ability to communicate effectively.	2	21	187	118	328	3.28
4	My education at ECU prepared me for citizenship within my community.	7	57	182	82	328	3.03
5	While a student, ECU was supportive of all students regardless of gender, race, class, sexuality, and disability.	3	9	148	167	327	3.46





Were you employed while attending ECU?

#	Answer	Bar	Response	%
1	Part-time		184	55.93%
2	Full-time		80	24.32%
3	Not employed		65	19.76%
	Total		329	100.00%



Approximately, how many hours per week did you work?

#	Answer	Bar	Response	%
1	Less than 10		17	6.44%
2	10 - 19 hours		75	28.41%
3	20 - 29 hours		92	34.85%
4	30 - 39 hours		45	17.05%
5	40 hours or more		35	13.26%
	Total		264	100.00%






What is your current employment status?

#	Answer	Bar	Response	%
1	Part-time		28	8.51%
2	Full-time		271	82.37%
3	Unemployed and seeking a position		21	6.38%
4	Unemployed and not seeking a position		9	2.74%
	Total		329	100.00%






Do you currently work in Kentucky?

#	Answer	Bar	Response	%
1	Yes		211	72.26%
2	No		81	27.74%
	Total		292	100.00%





How long did it take you to obtain your first full-time job after leaving EKU?

#	Answer	Bar	Response	%
1	Already had or obtained a job before leaving EKU		88	30.45%
2	1 - 3 months		92	31.83%
3	3 - 6 months		41	14.19%
4	6 - 12 months		27	9.34%
5	More than a year		41	14.19%
	Total		289	100.00%



How related is your current employment to your ECU bachelor's degree?

#	Answer	Bar	Response	%
1	Not at all		43	13.96%
2	Very Little		25	8.12%
3	Little		34	11.04%
4	Much		44	14.29%
5	Very Much		162	52.60%
	Total		308	100.00%

My education at ECU prepared me for employment.

#	Answer	Bar	Response	%
1	Strongly Disagree		26	7.98%
2	Disagree		33	10.12%
3	Agree		167	51.23%
4	Strongly Agree		100	30.67%
	Total		326	100.00%

While a student at EKU, in what extra-curricular activities were you actively and consistently involved? Please check all that apply.

#	Answer	Bar	Response	%
1	None		115	35.49%
2	Athletics/Intramural Sports		69	21.30%
3	Greek Life		45	13.89%
4	Student Organizations		113	34.88%
5	Academic Organizations		91	28.09%
6	Service Organizations		41	12.65%
7	Residence Hall Sponsored Activities		36	11.11%
8	Other, please specify:		23	7.10%
	Total		533	100.00%

Other, please specify:

BCM, FCA, Etc.

EKU dance theatre

farming. cattle,hay production, horses and chickens

worked in Development office, active in donor and alumni event planning; prospect id, research, & cultivation activities

President of the Student Body

campus rec, music programs

Work





Music ensembles

Eastern Progress Newspaper & Milestone Yearbook

Fellowship of Christian Athletes

[View More](#)

My involvement in the activities outside the classroom while at ECU has proven beneficial in various aspects of my life after college.

#	Answer	Bar	Response	%
1	Strongly Disagree		32	10.36%
2	Disagree		71	22.98%
3	Agree		132	42.72%
4	Strongly Agree		74	23.95%
	Total		309	100.00%

Please provide the most valuable aspect/strength of EKU:

Text Entry
Greek life
NA
Cost of tuition vs. other state schools. Also, Dr. Ken Haddix.
Committed teachers & small class sizes
fun
Tuition was lower than other schools in Central KY
Critical Thinking
EKU has a mission to help students to succeed, I really appreciated this! I loved the music program, especially Drs. Mick and Karin Sehmann.
The feeling of community and the people I met.
it is a place where students from rural areas can feel connected
Community. Everyone gets a long and is there to help
Small classroom settings in more advanced subject matter.
Focus on the individual. I never felt as if I was one of thousands or unimportant.
The close knit community feeling of campus and Greek life
The feeling of family and people that actually care about one another.
Professor and student collaboration
Being a member of Kappa Delta Tau (Service Sorority) has given a larger grasp on life. Being able to give back to the community at EKU was amazing and I've continued to serve the community in my hometown after EKU.
Serves one of the poorest regions in the nation. I am very grateful for this and will always appreciate Eastern's mission statement as long as this service remains a core focus.
Networking across the country
degree
The helpfulness of faculty.
staff concern regarding the student
Teaching quality
I was awarded a scholarship so it was affordable.
In the College of Business I always enjoyed attending the... I forget the name now, Young Professionals luncheon where former alumni would come in and speak to the 3rd and 4th year students. I didn't realize it at the time, but after I graduated, it helped a lot to hear those stories and know that I wasn't alone in my post-college efforts.
Smaller class size
A small school where you get individual assistance. I did not feel like just another number. My advisor was wonderful and know me by my first name!
Loved the city
Great professors in communication disorders department
The faculty I worked with were amazing. They fostered a wonderful learning environment, and genuinely cared about student success.
Professors
Variety of majors/programs
Anyone can come to EKU and create the experience they want from college.
The size of the campus makes it easy to get to classes.
Friendly staff
Small class size and instructor accessibility.
As a member of the baseball team, I valued all the resources available that helped the athletes keep up with their academics during the busy schedules that our sports demanded of us.
Academics
Small classes and a great community of students and teachers to get connected with
Small town atmosphere, with big city quality education
At that time cost of an excellent education and faculty/staff that cared about the students. However, that is not the case anymore.
Dedicated faculty
The value of the education.
EKU fosters very active extra-curricular activities. There is almost a group for any type of student and frequent encouragement to get involved. The experience in itself, not the education obtained, would be the main reason for recommending Eastern to anyone.
Quality education

Please provide the most important recommendation to improve EKU:

Text Entry

better parking

Better community involvement

Na

Career counseling to all up coming graduates would be very helpful.

When someone reports a problem actually investigate it - don't just say you did. This applies to the Equal Opportunity Office and Provost.

Ensure that all instructors are available at all times and do not rush students in ITV courses.

Professors with real-life work experience



???

More classes during convenient hours for those that would like to work FT while attending school.

Work on the concert lineup for the Performing Arts Center. The first year was great, but it's gotten worse every year since.

[View More](#)




Please indicate your gender:

#	Answer	Bar	Response	%
1	Male		116	35.69%
2	Female		208	64.00%
3	Transgender		1	0.31%
	Total		325	100.00%



Please indicate your race:

#	Answer	Bar	Response	%
1	American Indian or Alaskan		0	0.00%
2	Asian or Pacific Islander		2	0.61%
3	Black (Non-Hispanic)	■	10	3.07%
4	Hispanic		4	1.23%
5	White	■	301	92.33%
6	Two or More Races		6	1.84%
7	Other		3	0.92%
	Total		326	100.00%



Please indicate your permanent residency while attending EKU:

#	Answer	Bar	Response	%
1	Kentucky resident, U.S. Citizen		272	83.44%
2	Non-Kentucky resident, U.S. Citizen		48	14.72%
3	International, Not a U.S. Citizen		6	1.84%
	Total		326	100.00%



Do you currently reside in Kentucky?

#	Answer	Bar	Response	%
1	Yes		235	72.31%
2	No		90	27.69%
	Total		325	100.00%







Do you currently reside in one of EKU's Service Region counties? EKU Service Region includes Bell, Boyle, Casey, Clay, Estill, Garrard, Harlan, Jackson, Knox, Laurel, Lee, Leslie, Lincoln, Madison, McCreary, Owsley, Perry, Powell, Pulaski, Rockcastle, Wayne, and Whitley counties.

#	Answer	Bar	Response	%
1	Yes		111	47.44%
2	No		123	52.56%
	Total		234	100.00%

Were you the first in your immediate family to attend college?

#	Answer	Bar	Response	%
1	Yes		112	34.57%
2	No		212	65.43%
	Total		324	100.00%

What is your current individual income?

#	Answer	Bar	Response	%
1	\$0 - \$24,999		69	21.36%
2	\$25,000 - \$49,999		148	45.82%
3	\$50,000 - \$74,999		72	22.29%
4	\$75,000 - \$99,999		21	6.50%
5	\$100,000 - \$149,999		10	3.10%
6	\$150,000 or more		3	0.93%
	Total		323	100.00%